

New Zealand Weekly Data Wrap

22 November 2024



This is not personal advice nor financial advice about any product or service. It does not take into account your financial situation or goals. Please refer to the Important Notice.



Contact us

See [page 5](#).



ANZ Proprietary data

Check out our latest releases below

- [ANZ Business Outlook](#)
- [ANZ-Roy Morgan Consumer Confidence](#)
- [ANZ Truckometer](#)
- [ANZ Commodity Price Index](#)
- [ANZ NZ Merchant and Card Spending: October 2024](#)

Key forecasts and rates

Our forecasts can be found on [page 4](#).

Glossary

Confused by acronyms or jargon? See a glossary [here](#).

The last OCR decision of 2024

Next Wednesday at 2pm, the RBNZ will announce its final OCR decision for 2024 and publish the accompanying Monetary Policy Statement.

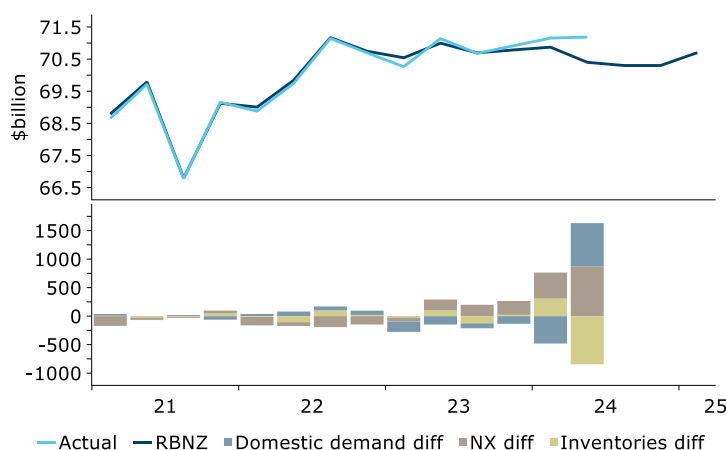
We expect the RBNZ to cut 50bp, taking the OCR to 4.25% to welcome in the new year. A 50bp cut would be consistent with RBNZ October messaging, economists' forecasts, and market pricing. Indeed, a 50bp cut is fully priced, with around a 18% chance of a 75bp cut. That seems fair. A 50bp cut is clearly the path of least resistance, but if there is going to be a surprise, given the RBNZ's confidence regarding the inflation outlook and the unusually long gap until the next meeting (February 2025), 75bp seem likelier than 25bp.

The forecast OCR track will have a steeper downhill starting point, given August's track suggested two upcoming 25bp cuts whereas (barring a surprise), they will have delivered two 50-pointers. We expect a similar track thereafter with the OCR falling to around 3%, but getting there faster.

In terms of guidance, there's no need for the RBNZ to take a strong stance on what happens next. We'd expect them to say that they considered cutting both 25bp and 75bp, and that future moves will be data dependent. We see two-sided risks around our OCR forecast. Yes, the economy is indubitably weak and wage pressures are very modest. But the bottom for growth is in and the vibe is shifting, while domestic inflation is still around 5%, not 3%, even if a few stubborn components account for a good chunk of that gap. Given the usual lags from policy settings to activity and then from activity to inflation it's clearly time to cut, but the appropriate degree of easing remains uncertain and the RBNZ's (and market's) views on that are likely to keep shifting with the data flow. With a 12-week break until the next meeting, it's truer than ever that nothing is set in stone as regards the path ahead.

Given scope for underlying judgements to change, assuming consistency between the RBNZ's forecasts and policy decisions is risky. But starting point surprises still matter, and our [RBNZ starting-point surprise chart pack](#) shows some recalibration for recent data and OCR decisions will be required. Despite an upward surprise on Q2 GDP and Q3 CPI inflation printing broadly in line with the RBNZ's forecast (after looking through government policy impacts), the RBNZ cut the OCR 50bp in October vs the 25bp cut signalled by the August MPS forecast. In subsequent data, Q3 unemployment rose by less than the RBNZ forecast.

Figure 1. Expenditure GDP vs the August MPS forecast



Source: Stats NZ, RBNZ, Macrobond, ANZ Research



Looking ahead



NZ Economic News

ANZ's latest data releases, forecast updates and insights

- RBNZ MPS Preview: 50bp OCR cut expected next week
- RBNZ MPS starting-point surprise chart pack
- NZ Economic Outlook: finding neutral
- NZ REINZ housing data: a shift in momentum
- NZ labour market: not a game changer
- NZ Insight: FTA with Gulf countries bolsters trade opportunities
- NZ Property Focus: on the up
- NZ CPI Review: back in the band; now keep it there
- NZ REINZ housing data: finding a floor
- RBNZ MPR Review: doubling down
- NZ Insight: fiscal musings
- NZ Agri Focus: seasonal change
- NZ Insight: playing by the rules?
- NZ Property Focus: regional revelations
- NZ GDP: better than feared
- NZ Property Focus: kicking off into the wind
- NZ forecast update: milk price forecast revised up
- NZ Agri Focus: outlook improving
- NZ Carbon Market: Emissions Trading Scheme settings
- RBNZ MPS Review: the first cut is the deepest
- NZ Insight: China consumer caution impacting NZ exports
- NZ Insight: Draft Emissions Reduction Plan
- NZ Insight: non-tradable inflation – a waiting game
- NZ Budget 2024: fiscal reshuffle not a game-changer for the economic outlook
- NZ Insight: new Government, new fiscal strategy

Click [here](#) for more.

Quarterly Economic Outlook: finding neutral

This week we published our [Quarterly Economic Outlook](#). We now expect a faster recovery in economic activity, following front-loaded easing by the RBNZ and emerging signs the economy is already responding. Business confidence has lifted sharply, the housing market is showing signs of life, and activity indicators are off their lows. That said, it will take time for lower interest rates to be reflected in hard economic outcomes. There's still a tough period to navigate in the near term with the economy still near the bottom of the cycle and labour market conditions still adjusting.

For the RBNZ's part, current guidance is that the OCR is on a path towards neutral – ie the RBNZ feel confident enough in the inflation outlook to withdraw monetary restriction, but do not deem it necessary to inject stimulus. That could change, of course. Should the economy and inflation pulse undershoot expectations, the RBNZ will not hesitate to take the OCR into stimulatory territory. However, given the scope for "structurally higher" inflation going forward, they will need to tread cautiously.

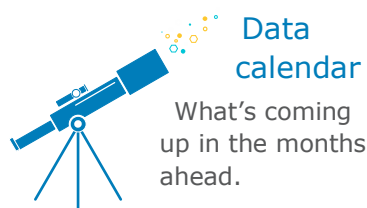
The economy is currently operating with significant spare capacity and pipeline disinflation pressures are building with inflation already near the 2% target midpoint. Capacity indicators make the case that the cyclical position of the economy justifies a little stimulus (an OCR below neutral). However, strong contributions to CPI inflation from 'non-market' sources, such as council rates, insurance, private health care, and electricity (regulated increases in distribution charges from Q2 2025), are not set to dissipate any time soon, which means that for a given level of activity there is a risk that CPI inflation will run hotter than it did over the decade prior to the pandemic. And if the housing market gets wind in its sails over 2025, housing-related components of the CPI could easily join in to see headline inflation settle above the 2% target midpoint over the medium term. In other words, the "cyclical" case for OCR cuts is strong, but the "structural" reality is that the RBNZ needs to balance risks on both sides. There's also a scenario where the economic cycle justifies a sub-neutral OCR to stabilise inflation at the 2% target midpoint in the near term, before structural factors see the OCR rise in the medium term.

We remain comfortable with our forecast for the OCR to reach 3.5% by mid-2025, our neutral OCR assumption. Gauging where the neutral level of the OCR is in real time (and forecasting it) is a significant challenge for policymakers. That said, the structural factors that underpin neutral are slow moving. The RBNZ's long-run neutral OCR estimate is currently 2.8%, but the RBNZ's own model suite ranges from 1.8% to 4.2%! Both our and the RBNZ's estimate will be influenced by how the economy responds to rate cuts.

Turning to our forecasts, the economy is expected to grow 1.1% over 2025 (previously 0.8%), and 3.0% over 2026 (previously 2.2%). While economic activity is expected to gradually recover, labour market conditions are expected to continue to weaken into 2025 as the impacts of past monetary tightening continue to flow through. The unemployment rate is expected to peak at 5.5% in the middle of 2025 before a recovery in labour demand spurs a return to a better balance. Inflation is expected to remain around 2% over the coming years as rising tradable inflation offsets continued domestic disinflation. While the threat of inflation shocks is heightened in a challenging global environment, the normalisation in inflation expectations provides the RBNZ flexibility to look through transitory inflation shocks. While there will be bumps along the road to 2%, the conditions are in place for a sustained return to a low-inflation environment.



Financial markets update



Date	Data/event
Mon 25 Nov (10:45am)	Merchandise Trade – Oct
Mon 25 Nov (10:45am)	Retail Sales – Q3
Wed 27 Nov (2:00pm)	RBNZ MPS
Thu 28 Nov (1:00pm)	ANZ Business Outlook – Nov
Fri 29 Nov (10:00am)	ANZ-RM Consumer Confidence – Nov
Mon 2 Dec (10:45am)	Building Permits – Oct
Tue 3 Dec (10:45am)	Terms of Trade – Q3
Wed 4 Dec (early am)	Global Dairy Trade auction
Wed 4 Dec (1:00pm)	ANZ Commodity Price Index – Nov
Thu 5 Dec (10:45am)	Volume of All Buildings – Q3
Wed 11 Dec (10:00am)	ANZ Truckometer – Nov
Wed 11 Dec (10:45am)	Economic Survey of Manufacturing – Q3
Thu 12 Dec (10:45am)	Electronic Card Transactions – Nov
Fri 13 Dec (10:30am)	BusinessNZ Manuf PMI – Nov
Fri 13 Dec (10:45am)	Net Migration – Oct
Mon 16 Dec (10:30am)	Performance Services Index – Nov
Mon 16 Dec (10:45am)	Selected Price Indexes – Nov
Tue 17 Dec (1:00pm)	HYEFU 2024
Wed 18 Dec (early am)	Global Dairy Trade auction
Wed 18 Dec (10:45am)	Balance of Payments – Q3
Thu 19 Dec (10:45am)	GDP – Q3
Thu 19 Dec (1:00pm)	ANZ Business Outlook – Dec
Fri 20 Dec (10:00am)	ANZ-RM Consumer Confidence – Dec
Fri 20 Dec (10:45am)	Merchandise Trade – Nov
Wed 8 Jan (early am)	Global Dairy Trade auction
Wed 8 Jan (1:00pm)	ANZ Commodity Price Index – Dec
Mon 13 Jan (10:45am)	Building Permits – Nov

Interest rate markets

Local and global bond yields fell slightly this week but remain much higher than they were two months ago. We aren't reading much into this week's moves – they look like a textbook consolidation following what has been a very sharp rise across most markets. Stepping back from daily moves, the same familiar themes are at play: a lack of fiscal consolidation in the US (and here), markets having second thoughts about how much Fed easing will come over 2025 (and how quickly), and US data more consistent with a soft landing than a deep recession. All of these factors make us wary of higher long-term yields over the coming year, and that's what drove us to lift our forecasts in our recent [Quarterly Economic Outlook](#). By contrast, we continue to expect short-end rates to drift lower over coming months. While the market is pricing in slightly more easing next week than we expect, which implies that very short-end rates like the 3mth will need to adjust a touch higher if the RBNZ "only" cuts by 50bp, we expect them to deliver a track that is lower and more front-loaded, which we expect to be read "dovishly" by markets. Mildly lower short-end rates and higher long-end rates are expected to deliver steeper yields curves next year.

FX markets

Then Kiwi made a new low and the USD DXY index made a new high for the year this week due to USD exceptionalism (which is a bit of a catch-all phrase to describe optimism over Trump's election win and generalised US economic resilience). Among other things, this vibe has fuelled the rebound in US equities and cryptocurrencies, with moves in the USD DXY supercharged by political uncertainty and poor economic prospects for Europe that have driven the euro down below 1.05. Returning to the NZD, our forecasts assume it will gravitate back towards fair value (which we see in the low-0.60s), but the current strong-dollar vibe poses ongoing near-term downside risks, as do relative interest rates, which provide an offset to home-grown good news developments like stronger dairy prices. While the Kiwi is lower, the decline has been orderly, and observed volatility has been remarkably low.

Key data summary

Performance Services Index – October. Lifted 0.3 points to 46 – still very weak. Activity, employment, new orders, stocks, and deliveries remained in contractionary territory.

GlobalDairyTrade auction. The price index lifted 1.9%, driven by a 3.2% lift in whole milk powder prices.

The week ahead

Overseas Merchandise Trade – October (Monday 25 November, 10:45am). Export returns are forecast to rise to \$6.0b in October, driven by stronger dairy prices and volumes, but will still lag imports (~\$7b) which are being bolstered by seasonal imports and delivery of defence force planes.

Retail Sales – Q3 (Monday 25 November, 10:45am). We've pencilled in a 0.2% q/q contraction for volumes.

RBNZ Monetary Policy Statement – November (Wednesday 27 November, 2:00pm). See our [Preview](#).

Monthly Employment Indicators – October (Thursday 28 November, 10:45am). Weekly filled jobs data point to a 0.1% m/m contraction.

ANZ Business Outlook – November (Thursday 28 November, 1:00pm).

ANZ-Roy Morgan Consumer Confidence – November (Friday 29 November, 10:00am).



Key forecasts and rates

FX rates	Actual				Forecast (end month)				
	Sep-24	Oct-24	Today	Dec-24	Mar-25	Jun-25	Sep-25	Dec-25	Mar-26
NZD/USD	0.635	0.597	0.586	0.620	0.620	0.620	0.630	0.630	0.630
NZD/AUD	0.918	0.910	0.900	0.899	0.886	0.886	0.887	0.887	0.887
NZD/EUR	0.567	0.549	0.559	0.564	0.554	0.544	0.543	0.534	0.534
NZD/JPY	90.5	91.0	90.6	91.8	89.3	88.0	88.2	85.7	85.7
NZD/GBP	0.474	0.460	0.465	0.477	0.470	0.459	0.463	0.463	0.463
NZ\$ TWI	71.9	69.6	69.4	70.5	69.8	69.4	70.0	69.7	69.7
Interest rates	Actual				Forecast (end month)				
	Sep-24	Oct-24	Today	Dec-24	Mar-25	Jun-25	Sep-25	Dec-25	Mar-26
NZ OCR	5.25	4.75	4.75	4.25	4.00	3.50	3.50	3.50	3.50
NZ 90 day bill	4.87	4.52	4.38	4.23	3.73	3.65	3.65	3.65	3.65
NZ 2-yr swap	3.58	3.64	3.77	3.80	3.75	3.75	3.75	3.75	3.75
NZ 10-yr bond	4.24	4.48	4.63	4.75	5.00	5.10	5.10	5.20	5.20

Economic forecasts

	Jun-24	Sep-24	Dec-24	Mar-25	Jun-25	Sep-25	Dec-25	Mar-26	Jun-26
GDP (% qoq)	-0.2	-0.2	0.2	0.3	0.4	0.6	0.7	0.7	0.9
GDP (% yoy)	-0.5	-0.3	-0.1	0.1	0.7	1.5	2.0	2.4	2.9
CPI (% qoq)	0.4	0.6	0.4	0.5	0.6	0.7	0.4	0.4	0.5
CPI (% yoy)	3.3	2.2	2.1	2.0	2.2	2.3	2.3	2.1	2.0
Employment (% qoq)	0.2	-0.5	-0.2	-0.1	0.0	0.3	0.4	0.4	0.5
Employment (% yoy)	0.3	-0.4	-0.9	-0.6	-0.8	0.0	0.6	1.1	1.6
Unemployment Rate (% sa)	4.6	4.8	5.1	5.3	5.5	5.5	5.3	5.2	5.1

Figures in bold are forecasts. mom: Month-on-Month; qoq: Quarter-on-Quarter; yoy: Year-on-Year. [Click here](#) for full ANZ forecasts

Figure 2. GDP level

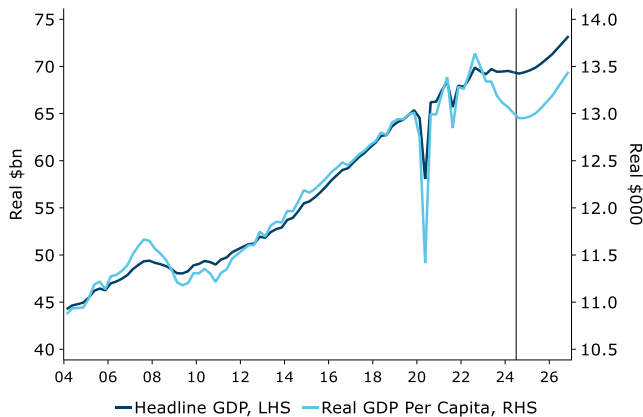


Figure 3. CPI inflation components

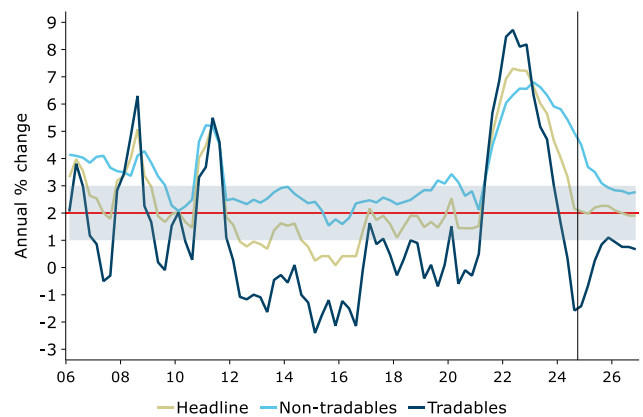


Figure 4. OCR forecast

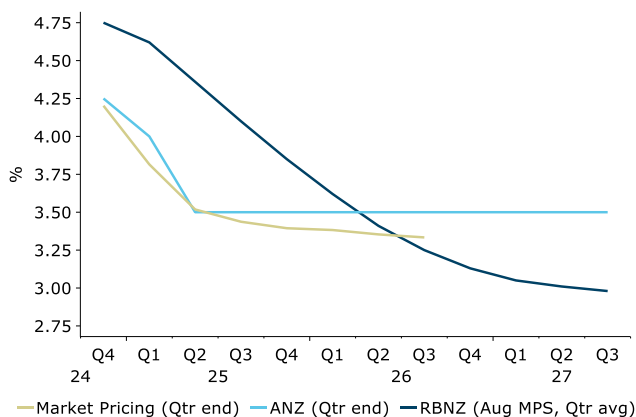
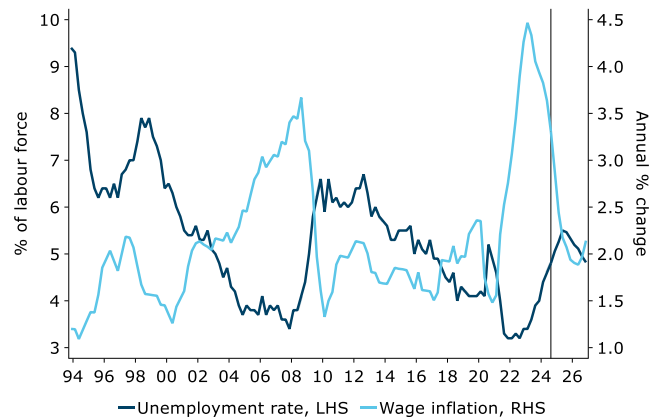


Figure 5. Unemployment and wage inflation



Source: Stats NZ, RBNZ, ICAP, Bloomberg, Macrobond, ANZ Research



Contact us

Meet the team

We welcome your questions and feedback. Click [here](#) for more information about our team.



Sharon Zollner
Chief Economist

Follow Sharon on X
@sharon_zollner

Telephone: +64 9 357 4094
Email: sharon.zollner@anz.com

General enquiries:
research@anz.com

Follow ANZ Research
@ANZ_Research (global)



David Croy
Senior Strategist

Market developments, interest rates, FX, unconventional monetary policy, liaison with market participants.

Telephone: +64 4 576 1022
Email: david.croy@anz.com



Susan Kilsby
Agricultural Economist

Primary industry developments and outlook, structural change and regulation, liaison with industry.

Telephone: +64 21 633 469
Email: susan.kilsby@anz.com



Miles Workman
Senior Economist

Macroeconomic forecast co-ordinator, economic developments, labour market dynamics, inflation, fiscal and monetary policy.

Telephone: +64 21 661 792
Email: miles.workman@anz.com



Henry Russell
Economist

Macroeconomic forecasting, economic developments, GDP and activity dynamics and monetary policy.

Telephone: +64 21 629 553
Email: henry.russell@anz.com



Natalie Denne
PA / Desktop Publisher

Business management, general enquiries, mailing lists, publications, chief economist's diary.

Telephone: +64 21 221 7438
Email: natalie.denne@anz.com



Kyle Uerata
Economic Statistician

Economic statistics, ANZ proprietary data (including ANZ Business Outlook), data capability and infrastructure.

Telephone: +64 21 633 894
Email: kyle.uerata@anz.com

Important notice

Last updated: 19 November 2024

The opinions and research contained in this document (in the form of text, image, video or audio) are (a) not personal financial advice nor financial advice about any product or service; (b) provided for information only; and (c) general in nature and do not take into account your financial situation or goals.

This document may be restricted by law in certain jurisdictions. Recipients must observe all relevant restrictions.

Disclaimer for all jurisdictions: This document is prepared by ANZ Bank New Zealand Limited (ANZ Centre, 23-29 Albert Street, Auckland 1010, New Zealand). This document is distributed in your country/region by Australia and New Zealand Banking Group Limited (ABN11 005 357 522) (**ANZ**), a company incorporated in Australia or (if otherwise stated), by its subsidiary or branch (herein collectively referred to as **ANZ Group**). The views expressed in it are those of ANZ Economics and Markets Research, an independent research team of ANZ Bank New Zealand Limited.

This document is distributed on the basis that it is only for the information of the specified recipient or permitted user of the relevant website (**recipients**).

This document is solely for informational purposes and nothing in it is intended to be an invitation, solicitation or offer by ANZ Group to sell, or buy, receive or provide any product or service, or to participate in a particular trading strategy.

Distribution of this document to you is only as may be permissible by the laws of your jurisdiction, and is not directed to or intended for distribution or use by recipients resident or located in jurisdictions where its use or distribution would be contrary to those laws or regulations, or in jurisdictions where ANZ Group would be subject to additional licensing or registration requirements. Further, any products and services mentioned in this document may not be available in all countries.

ANZ Group in no way provides any personal financial, legal, taxation or investment advice to you in connection with any product or service discussed in this document. Before making any investment decision, recipients should seek independent financial, legal, tax and other relevant advice having regard to their particular circumstances.

Whilst care has been taken in the preparation of this document and the information contained within is believed to be accurate and made on reasonable grounds on the date it was published, ANZ Group does not represent or warrant the accuracy or completeness of the information. Further, ANZ Group does not accept any responsibility to inform you of any matter that subsequently comes to its notice, which may affect the accuracy of the information in this document.

This document may contain forward looking statements or opinions including statements regarding our intent, belief or current expectations regarding economic and market conditions, financial instruments and credit markets. Such statements are usually predictive in character, may not be accurate once the future becomes known and should not be relied upon when making investment decisions. Past performance is not a reliable indicator of future performance. ANZ does not accept any responsibility to inform you of any revisions to these forward-looking statements to reflect events or circumstances occurring after the date of this document.

Preparation of this document and the opinions expressed in it may involve material elements of subjective judgement and analysis. Unless specifically stated otherwise: they are current on the date of this document and are subject to change without notice; and, all price information is indicative only. Any opinions expressed in this document are subject to change at any time without notice.

ANZ Group does not guarantee the performance of any product mentioned in this document. All investments entail a risk and may result in both profits and losses. Any products and services described in this document may not be suitable for all investors, and transacting in these products or services may be considered risky.

ANZ Group expressly disclaims any responsibility and shall not be liable for any loss, damage, claim, liability, proceedings, cost or expense (**Liability**) arising directly or indirectly and whether in tort (including negligence), contract, equity or otherwise (including infringement of any third party rights) out of or in connection with this document and your use of it to the extent permissible under relevant law. The contents of this document have not been reviewed by any regulatory body or authority in any jurisdiction.

ANZ Group may have an interest in the subject matter of this document. They may receive fees from customers for dealing in any products or services described in this document, and their staff and introducers of business may share in such fees or remuneration that may be influenced by total sales, at all times received and/or apportioned in accordance with local regulatory requirements. Further, they or their customers may have or have had interests or long or short positions in any products or services described in this document, and may at any time make purchases and/or sales in them as principal or agent, as well as act (or have acted) as a market maker in such products. This document is published in accordance with ANZ Group's policies on conflicts of interest and ANZ Group maintains appropriate information barriers to control the flow of information between businesses within the group.

Your ANZ Group point of contact can assist with any questions about this document including for further information on these disclosures of interest.

Australia. ANZ holds an Australian Financial Services licence no. 234527. For a copy of ANZ's Financial Services Guide please [click here](#) or request from your ANZ point of contact.

Brazil. This document is distributed on a cross border basis and only following request by the recipient. No securities are being offered or sold in Brazil under this document, and no securities have been and will not be registered with the Securities Commission - CVM.

Brunei, Japan, Kuwait, Malaysia, Switzerland, Taiwan. This document is distributed in each of these jurisdictions by ANZ on a cross-border basis.

Cambodia. The information contained in this document is confidential and is provided solely for your use upon your request. This does not constitute or form part of an offer or solicitation of any offer to engage services, nor should it or any part of it form the basis of, or be relied in any connection with, any contract or commitment whatsoever. ANZ does not have a licence to undertake banking operations or securities business or similar business, in Cambodia. By requesting financial services from ANZ, you agree, represent and warrant that you are engaging our services wholly outside of Cambodia and subject to the laws of the contract governing the terms of our engagement.

Canada. This document is general information only, is intended for institutional use only – not retail, and is not meant to be tailored to the needs and circumstances of any recipient. In addition, this document is not intended to be an offer or solicitation to purchase or sell any security or other financial instrument or to employ a specific investment strategy.

Chile. You understand and agree that ANZ is not regulated by Chilean Authorities and that the provision of this document is not subject to any Chilean supervision and is not guaranteed by any regulatory or governmental agency in Chile.

Fiji. For Fiji regulatory purposes, this document and any views and recommendations are not to be deemed as investment advice. Fiji investors must seek licensed professional advice should they wish to make any investment in relation to this document.

Hong Kong. This document is issued or distributed in Hong Kong by the Hong Kong branch of ANZ, which is registered at the Hong Kong Monetary Authority to conduct Type 1 (dealing in securities), Type 4 (advising on securities) and Type 6 (advising on corporate finance) regulated activities. The contents of this document have not been reviewed by any regulatory authority in Hong Kong. If you are in any doubt about any of the contents of this document, you should obtain independent professional advice.

Important notice

India. If this document is received in India, only you (the specified recipient) may print it provided that before doing so, you specify on it your name and place of printing.

Israel. ANZ is not a holder of a licence granted in Israel pursuant to the Regulation of Investment Advising, Investment Marketing and Portfolio Management Law, 1995 ("Investment Advice Law") and does not hold the insurance coverage required of a licensee pursuant to the Investment Advice Law. This publication has been prepared exclusively for Qualified Clients as such term is defined in the First Schedule to the Investment Advice Law. As a prerequisite to the receipt of a copy of this publication a recipient will be required to provide confirmation and evidence that it is a Qualified Client. Nothing in this publication should be considered Investment Advice or Investment Marketing as defined in the Investment Advice Law. Recipients are encouraged to seek competent investment advice from a locally licensed investment adviser prior to making any investment.

Macau. Click [here](#) to read the disclaimer for all jurisdictions in Mandarin. 澳门. 点击[此处](#)阅读所有司法管辖区的免责声明的中文版。

Myanmar. This document is intended to be general and part of ANZ's customer service and marketing activities when implementing its functions as a licensed bank. This document is not Securities Investment Advice (as that term is defined in the Myanmar Securities Transaction Law 2013).

New Zealand. This document is distributed in New Zealand by ANZ Bank New Zealand Limited. The material is for information purposes only and is not financial advice about any product or service. We recommend you seek advice about your financial situation and goals before acquiring or disposing of (or not acquiring or disposing of) a financial product.

Oman. ANZ neither has a registered business presence nor a representative office in Oman and does not undertake banking business or provide financial services in Oman. Consequently ANZ is not regulated by either the Central Bank of Oman (**CBO**) or Oman's Capital Market Authority (**CMA**). The information contained in this document is for discussion purposes only and neither constitutes an offer of securities in Oman as contemplated by the Commercial Companies Law of Oman (Royal Decree 4/74) or the Capital Market Law of Oman (Royal Decree 80/98), nor does it constitute an offer to sell, or the solicitation of any offer to buy non-Omani securities in Oman as contemplated by Article 139 of the Executive Regulations to the Capital Market Law (issued vide CMA Decision 1/2009). ANZ does not solicit business in Oman and the only circumstances in which ANZ sends information or material describing financial products or financial services to recipients in Oman, is where such information or material has been requested from ANZ and the recipient understands, acknowledges and agrees that this document has not been approved by the CBO, the CMA or any other regulatory body or authority in Oman. ANZ does not market, offer, sell or distribute any financial or investment products or services in Oman and no subscription to any securities, products or financial services may or will be consummated within Oman. Nothing contained in this document is intended to constitute Omani investment, legal, tax, accounting or other professional advice.

People's Republic of China (PRC). This document may be distributed by either ANZ or Australia and New Zealand Bank (China) Company Limited (**ANZ China**). Recipients must comply with all applicable laws and regulations of PRC, including any prohibitions on speculative transactions and CNY/CNH arbitrage trading. If this document is distributed by ANZ or an Affiliate (other than ANZ China), the following statement and the text below is applicable: No action has been taken by ANZ or any affiliate which would permit a public offering of any products or services of such an entity or distribution or re-distribution of this document in the PRC. So, the products and services of such entities are not being offered or sold within the PRC by means of this document or any other document. This document may not be distributed, re-distributed or published in the PRC, except under circumstances that will result in compliance with any applicable laws and regulations. If and when the material accompanying this document relates to the products and/or services of ANZ China, the following statement and the text below is applicable: This document is distributed by ANZ China in the Mainland of the PRC.

Peru. The information contained in this document has not been, and will not be, registered with or approved by the Peruvian Superintendency of the Securities Market (Superintendencia del Mercado de Valores, **SMV**) or the Lima Stock Exchange (Bolsa de Valores de Lima, **BVL**) or under the Peruvian Securities Market Law (Legislative Decree 6 861), and will not be subject to Peruvian laws applicable to public offerings in Peru. To the extent this information refers to any securities or interests, it should be noted the securities or interests may not be offered or sold in Peru, except if (i) such securities or interests were previously registered with the Peruvian Superintendency of the Securities Market, or (ii) such offering is considered a private offering in Peru under the securities laws and regulation of Peru.

Qatar. This document has not been, and will not be:

- lodged or registered with, or reviewed or approved by, the Qatar Central Bank (**QCB**), the Qatar Financial Centre (**QFC**) Authority, QFC Regulatory Authority or any other authority in the State of Qatar (**Qatar**); or
- authorised or licensed for distribution in Qatar, and the information contained in this document does not, and is not intended to, constitute a public offer or other invitation in respect of securities in Qatar or the QFC.

The financial products or services described in this document have not been, and will not be:

- registered with the QCB, QFC Authority, QFC Regulatory Authority or any other governmental authority in Qatar; or
- authorised or licensed for offering, marketing, issue or sale, directly or indirectly, in Qatar.

Accordingly, the financial products or services described in this document are not being, and will not be, offered, issued or sold in Qatar, and this document is not being, and will not be, distributed in Qatar. The offering, marketing, issue and sale of the financial products or services described in this document and distribution of this document is being made in, and is subject to the laws, regulations and rules of, jurisdictions outside of Qatar and the QFC. Recipients of this document must abide by this restriction and not distribute this document in breach of this restriction. This document is being sent/issued to a limited number of institutional and/or sophisticated investors (i) upon their request and confirmation that they understand the statements above; and (ii) on the condition that it will not be provided to any person other than the original recipient, and is not for general circulation and may not be reproduced or used for any other purpose.

Singapore. To the extent that this document contains any statements of opinion and/or recommendations related to an investment product or class of investment product (as defined in the Financial Advisers Act 2001), this document is distributed in Singapore by ANZ solely for the information of "accredited investors", "expert investors" or (as the case may be) "institutional investors" (each term as defined in the Securities and Futures Act 2001 of Singapore). ANZ is licensed in Singapore under the Banking Act 1970 of Singapore and is exempted from holding a financial adviser's licence under Section 23(1)(a) of the Financial Advisers Act 2001 of Singapore. In respect of any matters arising from, or in connection with, the distribution of this document in Singapore, please speak to your usual ANZ contact in Singapore.

United Arab Emirates (UAE). This document is distributed in the UAE or the Dubai International Financial Centre (**DIFC**) (as applicable) by ANZ. This document does not, and is not intended to constitute: (a) an offer of securities anywhere in the UAE; (b) the carrying on or engagement in banking, financial and/or investment consultation business in the UAE under the rules and regulations made by the Central Bank of the UAE, the Emirates Securities and Commodities Authority or the UAE Ministry of Economy; (c) an offer of securities within the meaning of the Dubai International Financial Centre Markets Law (**DIFCML**) No. 12 of 2004; and (d) a financial promotion, as defined under the DIFCML No. 1 of 200. ANZ DIFC Branch is regulated by the Dubai Financial Services Authority (**DFSA**). The financial products or services described in this document are only available to persons who qualify as "Professional Clients" or "Market Counterparty" in accordance with the provisions of the DFSA rules.

Important notice

United Kingdom. This document is distributed in the United Kingdom by Australia and New Zealand Banking Group Limited (**ANZ**) solely for the information of persons who would come within the Financial Conduct Authority (**FCA**) definition of “eligible counterparty” or “professional client”. It is not intended for and must not be distributed to any person who would come within the FCA definition of “retail client”. Nothing here excludes or restricts any duty or liability to a customer which ANZ may have under the UK Financial Services and Markets Act 2000 or under the regulatory system as defined in the Rules of the Prudential Regulation Authority (**PRA**) and the FCA. ANZ considers this document to constitute an Acceptable Minor Non-Monetary Benefits (**AMNMB**) under the relevant inducement rules of the FCA. ANZ is authorised in the United Kingdom by the PRA and is subject to regulation by the FCA and limited regulation by the PRA. Details about the extent of our regulation by the PRA are available from us on request.

United States. Except where this is a FX-related document, this document is distributed in the United States by ANZ Securities, Inc. (**ANZ SI**) which is a member of the Financial Regulatory Authority (**FINRA**) (www.finra.org) and registered with the SEC. ANZSI’s address is 277 Park Avenue, 31st Floor, New York, NY 10172, USA (Tel: +1 212 801 9160 Fax: +1 212 801 9163). ANZSI accepts responsibility for its content. Information on any securities referred to in this document may be obtained from ANZSI upon request. This document or material is intended for institutional use only – not retail. If you are an institutional customer wishing to effect transactions in any securities referred to in this document you must contact ANZSI, not its affiliates. ANZSI is authorised as a broker-dealer only for institutional customers, not for US Persons (as “US person” is defined in Regulation S under the US Securities Act of 1933, as amended) who are individuals. If you have registered to use our website or have otherwise received this document and are a US Person who is an individual: to avoid loss, you should cease to use our website by unsubscribing or should notify the sender and you should not act on the contents of this document in any way. Non-U.S. analysts may not be associated persons of ANZSI and therefore may not be subject to FINRA Rule 2242 restrictions on communications with the subject company, public appearances and trading securities held by the analysts. Where this is a FX-related document, it is distributed in the United States by ANZ's New York Branch, which is also located at 277 Park Avenue, 31st Floor, New York, NY 10172, USA (Tel: +1 212 801 916 0 Fax: +1 212 801 9163).

Vietnam. This document is distributed in Vietnam by ANZ or ANZ Bank (Vietnam) Limited, a subsidiary of ANZ.