

# New Zealand Weekly Data Wrap

18 October 2024



This is not personal advice nor financial advice about any product or service. It does not take into account your financial situation or goals. Please refer to the Important Notice.



## Contact us

See [page 5](#).



## ANZ Proprietary data

Check out our latest releases below

- [ANZ Business Outlook](#)
- [ANZ-Roy Morgan Consumer Confidence](#)
- [ANZ Truckometer](#)
- [ANZ Commodity Price Index](#)
- [ANZ NZ Merchant and Card Spending: September 2024](#)

## Key forecasts and rates

Our forecasts can be found on [page 4](#).

## Glossary

Confused by acronyms or jargon? See a glossary [here](#).

## A disinflationary housing market (for now)

[REINZ housing data](#) released this week confirmed that recent weak momentum in the housing market continued into September but may be close to finding a floor. Meanwhile, the [Q3 CPI data](#) suggests that the slowdown we've seen in housing market activity and the residential construction sector is contributing to lower CPI inflation pressures.

Broadly, the housing market's pulse in September was weak: after seasonal adjustment sales fell 2.3% m/m (broadly flat in y/y terms), the number of days it is taking houses to sell lifted by 2 days to 50 (very high by historical standards), and the number of properties available for sale, while starting to plateau, edged a little higher (currently at their highest level since July 2015). The market is very clearly running cold. But despite all this, the national-level house price index lifted 0.3% m/m after seasonal adjustment, leaving prices down 0.4% y/y on a 3-month moving average basis.

There is significant uncertainty around the likely pace of recovery in the housing market as mortgage rates continue to decline, with plenty for forecasters to weigh up: falling mortgage rates, rising unemployment, a fundamental undersupply of houses, changes in tax policy, affordability constraints, and of course "animal spirits" (ie the tendency for the housing market to break away from "the fundamentals", and where sentiments such as "fear of missing out" or "fear of overpaying" can induce a degree of volatility that's difficult to see coming and incorporate into a forecast). For now, the housing market's animal spirits appear to be sleeping, but anecdote suggests buyer interest has picked up meaningfully since the RBNZ started cutting the OCR, which is perhaps a signal that there might be a "buy the dip" mentality forming.

Our forecast is for house prices to start recovering over coming months, with annual house price inflation contained by the fact that house prices relative to incomes are already stretched and that a decent deviation would see the RBNZ's new debt-to-income ratio restrictions become binding.

For the RBNZ, housing is a key part of the transmission mechanism between monetary policy and CPI inflation, with housing momentum translating to consumption and therefore consumer prices (all else equal). Some indicators are already pointing to upside risks to their and our house price forecast (eg auction clearance rates), but this could still turn out to be an initial cutting-cycle flurry that fizzles out as the reality of pipeline labour market weakness continues to hit home – time will tell.

But what we do know from the Q3 CPI data is that recent housing market weakness has translated directly into weaker CPI inflation pressures. The cost of building a new house (excluding land) makes up almost 10% of the CPI basket; it recorded its weakest quarterly rise since March 2011 (Q3 2024: +0.1% q/q). In annual terms, it was running at 2.5%, well down from its peak of 18.3% y/y in early 2022 (when total CPI inflation was peaking at 7.3%). In other words, this one component of the CPI has gone from adding almost 1.7% pts to annual inflation in 2022 to contributing just over 0.2% pts of Q3 2024's 2.2% y/y rise in the CPI.

Turning to the Q3 CPI data more broadly, the main surprise versus our forecast came from Stats NZ's treatment of the FamilyBoost rebate, which resulted in a 22.8% q/q decline in the price of early childhood education (ECE). Headline CPI inflation came in at 2.2%, which was 0.1% pt below our forecast. Tradable inflation at -1.6% y/y was in line with our forecast, but non-tradable inflation was weaker than forecast (4.9% vs 5.2%). Excluding ECE, non-tradables came in at 5.2% y/y. On the next page we discuss our updated forecasts and implications for the RBNZ.



## Looking ahead



### NZ Economic News

ANZ's latest data releases, forecast updates and insights

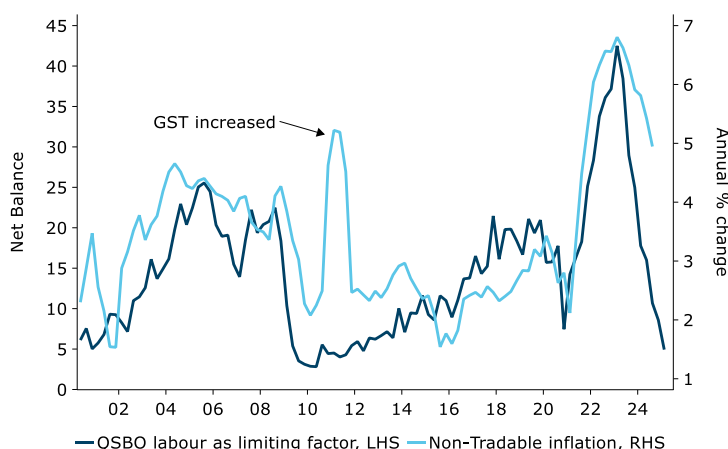
- NZ CPI Review: back in the band; now keep it there
- NZ REINZ housing data: finding a floor
- NZ Insight: fiscal musings
- NZ Agri Focus: seasonal change
- NZ Insight: playing by the rules?
- RBNZ MPR Preview: taking what's on the plate
- NZ Property Focus: regional revelations
- NZ GDP: better than feared
- NZ REINZ housing data: still subdued
- NZ Property Focus: kicking off into the wind
- NZ forecast update: milk price forecast revised up
- NZ Agri Focus: outlook improving
- NZ Carbon Market: Emissions Trading Scheme settings
- NZ Economic Outlook: tipping point?
- RBNZ MPS Review: the first cut is the deepest
- RBNZ MPS starting-point surprise chart pack
- NZ labour market: no smoking gun
- NZ Property Focus: crossing the Tasman
- NZ Insight: China consumer caution impacting NZ exports
- NZ Insight: Draft Emissions Reduction Plan
- ANZecdotes – June 2024
- NZ Insight: non-tradable inflation – a waiting game
- NZ Budget 2024: fiscal reshuffle not a game-changer for the economic outlook
- NZ Insight: new Government, new fiscal strategy

Click [here](#) for more.

### CPI forecast update and monetary policy implications

The bulk of the surprise in the Q3 CPI vs our forecast came from the one-off impact of the FamilyBoost rebate, meaning there wasn't a lot of new news to incorporate into our updated CPI forecast other than the starting point. We continue to pencil in a 0.4% q/q rise in the CPI in Q4, driven by a 0.7% q/q lift in non-tradables and a 0.1% contraction in tradables. That would see annual headline inflation slow 0.1% pt to 2.1%. But more importantly, non-tradable inflation will slow a further 0.4%pts to 4.5% (still above the "goldilocks" ~3% y/y level but getting there). Indeed, indicators of capacity stretch in the labour market suggest the risk that labour costs drive a reacceleration in domestic inflation pressures any time soon is small.

**Figure 1. Non-tradable inflation vs labour as a limiting factor on production**



Source: NZIER, Stats NZ, Macrobond, ANZ Research

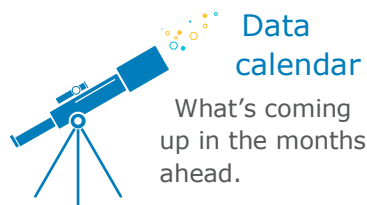
Given current cyclical indicators, including the widening degree of slack in the labour market, it's fair to say that withdrawing the first 150bp or so of monetary restriction is a relatively low-risk strategy. That is, of course, provided we and the RBNZ are right in assuming the neutral level of the OCR over the medium term is below 4%; there's always significant uncertainty on that score. Beyond that, as the OCR approaches the common range of neutral estimates (between 3-4%), the RBNZ is likely to tread more cautiously, particularly if it is concerned about a potential premature reacceleration in domestic inflation pressures.

But for now, measures of underlying inflation are going the right way and there is nothing in the Q3 CPI data (or our updated CPI forecast) suggesting it would be inappropriate to cut another 50bp cut in November. Talk of a 75bp cut in November may even continue to gather momentum between now and then, and may well be something the RBNZ considers if the Q3 labour market data (out 6 November) comes in significantly weaker than forecast. We remain comfortable with our expectation for a 50bp cut next month.

And of course, risks to our and the RBNZ's CPI outlook haven't gone away. There are plenty of structural reasons to think parts of the CPI basket (eg council rates, insurance, electricity) may run hotter than their historical pace over coming years (eg weather-related risk and infrastructure needs), but there is also plenty of evidence to suggest the RBNZ has engineered enough spare economic capacity to tame inflation in a cyclical sense. In fact, there are some indicators suggesting the RBNZ has been a little slow to cut the OCR, which, all else equal, increases the risk they'll have to take monetary conditions into stimulatory conditions for a time. Plugging the Q3 Sectoral Factor Model of core inflation and non-tradables inflation into [our inertial Taylor Rules](#) shows the OCR 35-45bp higher than where these rules have landed as at the end of Q3. But based on reasonable assumptions, that gap can be closed by the end of Q4 with another 50bp cut in November.



## Financial markets update



Date	Data/event
Tue 22 Oct (10:45am)	Merchandise Trade – Sep
Fri 25 Oct (10:00am)	<a href="#">ANZ-RM Consumer Confidence – Oct</a>
Tue 29 Oct (10:45am)	Employment Indicators – Sep
Thu 31 Oct (1:00pm)	<a href="#">ANZ Business Outlook – Oct</a>
Fri 1 Nov (10:45am)	Building Permits – Sep
Tue 5 Nov (1:00pm)	<a href="#">ANZ Commodity Price Index – Oct</a>
Wed 6 Nov (early am)	Global Dairy Trade auction
Wed 6 Nov (09:00am)	RBNZ Financial Stability Report
Mon 11 Nov (3:00pm)	RBNZ 2Yr Inflation Expectations – Q4
Tue 12 Nov (10:00am)	<a href="#">ANZ Truckometer – Oct</a>
Tue 12 Nov (10:45am)	Electronic Card Transactions – Oct
Wed 13 Nov (10:45am)	Net Migration – Sep
Thu 14 Nov (10:45am)	Selected Price Indexes – Oct
Fri 15 Nov (10:30am)	BusinessNZ Manuf PMI – Oct
Mon 18 Nov (10:30am)	Performance Services Index – Oct
Wed 20 Nov (early am)	Global Dairy Trade auction
Mon 25 Nov (10:45am)	Retail Sales – Q3
Wed 27 Nov (2:00pm)	<b>RBNZ MPS</b>
Thu 28 Nov (1:00pm)	<a href="#">ANZ Business Outlook – Nov</a>
Fri 29 Nov (10:00am)	<a href="#">ANZ-RM Consumer Confidence – Nov</a>
Mon 2 Dec (10:45am)	Building Permits – Oct
Tue 3 Dec (10:45am)	Terms of Trade – Q3
Wed 4 Dec (early am)	Global Dairy Trade auction
Wed 4 Dec (1:00pm)	<a href="#">ANZ Commodity Price Index – Nov</a>
Thu 5 Dec (10:45am)	Volume of All Buildings – Q3
Wed 11 Dec (10:45am)	Economic Survey of Manufacturing – Q3
Wed 11 Dec (10:45am)	Electronic Card Transactions – Nov

### Interest rate markets

Interest rates have generally moved a little higher this week in the US and Australia, fuelled by stronger US retail sales data and exceptionally strong Australian employment data. Those moves have had an impact locally, as is often the case, but in the wake of the softer Q3 CPI data, that has been felt locally via tighter geographic spreads and steeper yield curves, with NZ rates out to 2-3 years materially lower, but longer-term rates like the 10yr little-changed. The local market continues to take the view that a 50bp OCR cut next month is the most likely outcome, but it views a 75bp (rather than 25bp) cut as the next most likely outcome, with a [58bp cut now priced in](#). Ultimately the data will dictate what happens, but as the key data isn't due for some weeks (labour market data on 6 November, the RBNZ inflation expectations survey on 11 November, and household inflation expectations on 19 November), it'll take a lot to shift market momentum in the meantime. Global markets are also starting to contemplate the outcome of US elections, with a particular focus on what the result will mean for tax policy, immigration and tariffs. That shift in focus is driving US bond yields higher.

### FX markets

Although there have been brief forays below it, the NZD has broadly held the 0.6050 level we discussed last week. That's a key level for technical analysts, marking the 61.8% Fibonacci retracement level of the August-September rally from 0.5850 to 0.6380, and markets are watching it closely. With US bond yields rising and markets pricing in less rather than more Fed easing, but the NZ market still focussed on outsized cuts, we're wary of the risk of a move lower, particularly with EUR and GBP on the skids. NZD/AUD snapped lower after strong employment data there, but it has not made a new low and continues to confound traders. Data suggests that speculators are already short this cross, and a lack of capacity to add to positions may be a factor hampering flow, and thus price movements.

### Key data summary

**Performance Services Index – September.** The PSI was unchanged at 45.7 in September (August was revised 0.2pts higher).

**Electronic Card Transactions – September.** Core retail spending rose 0.3% m/m. Two months on, income tax relief hasn't generated a meaningful boost to spending.

**REINZ House Prices – September.** The seasonally adjusted [REINZ](#) House Price Index rose 0.3% m/m in September, the first lift since April.

**ANZ Truckometer – September.** The [Light Traffic Index](#) fell 1.0% m/m in September, while the Heavy Traffic Index fell 1.8%.

**GlobalDairyTrade auction.** The GDT Price Index slipped 0.3%, primarily due to weaker prices for skim milk powder and butter. Whole milk powder prices were stable with large volumes traded.

**CPI – Q3.** Policy-related noise resulted in marginally weaker inflation than we expected. See our [Review](#).

### The week ahead

**Overseas Merchandise Trade – September (Tuesday 22 October, 10:45am).** Imports (~\$6.8b) are once again expected to outpace exports (~\$5.3b) as export volumes remain seasonally low.

**ANZ-Roy Morgan Consumer Confidence – October (Friday 25 October, 10:00am).**



## Key forecasts and rates

	Actual				Forecast (end month)				
	Aug-24	Sep-24	Today	Dec-24	Mar-25	Jun-25	Sep-25	Dec-25	Mar-26
<b>FX rates</b>									
NZD/USD	0.625	0.635	0.606	0.620	0.620	0.620	0.630	0.630	0.630
NZD/AUD	0.924	0.918	0.905	0.899	0.886	0.886	0.887	0.887	0.887
NZD/EUR	0.566	0.567	0.559	0.564	0.554	0.544	0.543	0.534	0.534
NZD/JPY	91.3	90.5	91.0	91.8	89.3	88.0	88.2	85.7	85.7
NZD/GBP	0.476	0.474	0.466	0.477	0.470	0.459	0.463	0.463	0.463
NZ\$ TWI	71.8	71.9	70.2	70.5	69.8	69.4	70.0	69.7	69.7
<b>Interest rates</b>									
NZ OCR	5.25	5.25	4.75	4.25	4.00	3.50	3.50	3.50	3.50
NZ 90 day bill	5.23	4.87	4.59	4.15	3.72	3.65	3.65	3.65	3.65
NZ 2-yr swap	3.94	3.58	3.62	3.50	3.54	3.61	3.65	3.65	3.65
NZ 10-yr bond	4.27	4.24	4.44	4.00	4.00	4.00	4.00	4.25	4.25

## Economic forecasts

	Jun-24	Sep-24	Dec-24	Mar-25	Jun-25	Sep-25	Dec-25	Mar-26	Jun-26
GDP (% qoq)	-0.2	<b>0.0</b>	<b>0.1</b>	<b>0.2</b>	<b>0.3</b>	<b>0.4</b>	<b>0.5</b>	<b>0.6</b>	<b>0.6</b>
GDP (% yoy)	-0.5	<b>-0.1</b>	<b>0.0</b>	<b>0.1</b>	<b>0.6</b>	<b>1.0</b>	<b>1.4</b>	<b>1.8</b>	<b>2.1</b>
CPI (% qoq)	0.4	0.6	<b>0.4</b>	<b>0.5</b>	<b>0.6</b>	<b>0.7</b>	<b>0.4</b>	<b>0.4</b>	<b>0.5</b>
CPI (% yoy)	3.3	2.2	<b>2.1</b>	<b>2.0</b>	<b>2.2</b>	<b>2.3</b>	<b>2.3</b>	<b>2.1</b>	<b>2.0</b>
Employment (% qoq)	0.4	<b>-0.3</b>	<b>-0.2</b>	<b>-0.1</b>	<b>0.0</b>	<b>0.1</b>	<b>0.2</b>	<b>0.4</b>	<b>0.5</b>
Employment (% yoy)	0.6	<b>0.3</b>	<b>-0.4</b>	<b>-0.2</b>	<b>-0.6</b>	<b>-0.2</b>	<b>0.2</b>	<b>0.7</b>	<b>1.2</b>
Unemployment Rate (% sa)	4.6	<b>4.8</b>	<b>5.0</b>	<b>5.2</b>	<b>5.4</b>	<b>5.5</b>	<b>5.5</b>	<b>5.5</b>	<b>5.4</b>

Figures in bold are forecasts. mom: Month-on-Month; qoq: Quarter-on-Quarter; yoy: Year-on-Year. [Click here](#) for full ANZ forecasts

Figure 2. GDP level

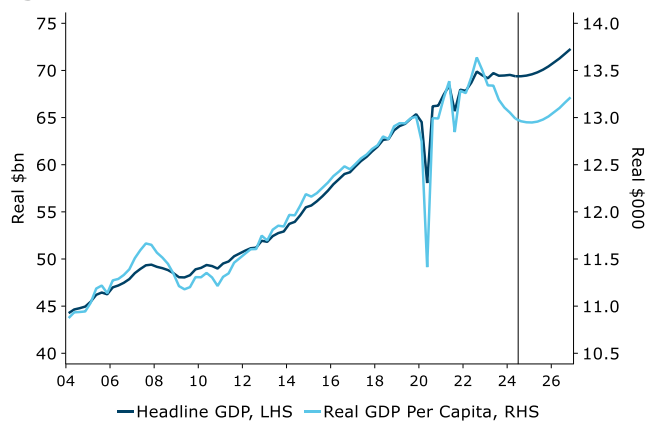


Figure 3. CPI inflation components

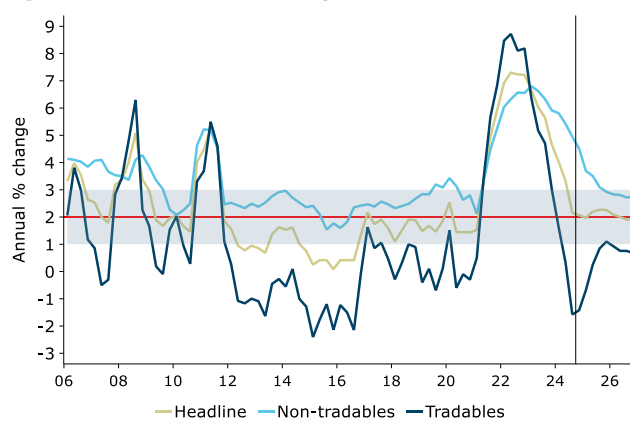


Figure 4. OCR forecast

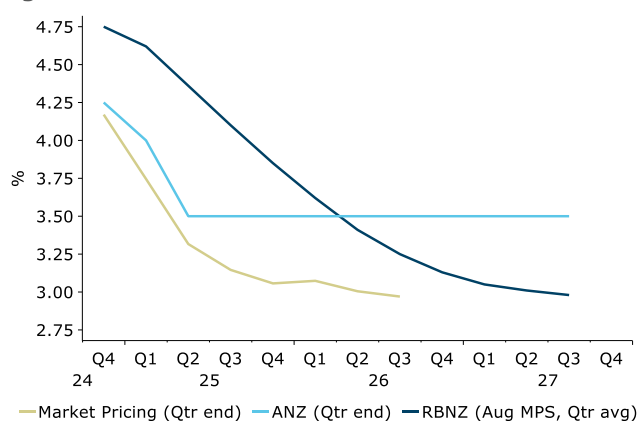
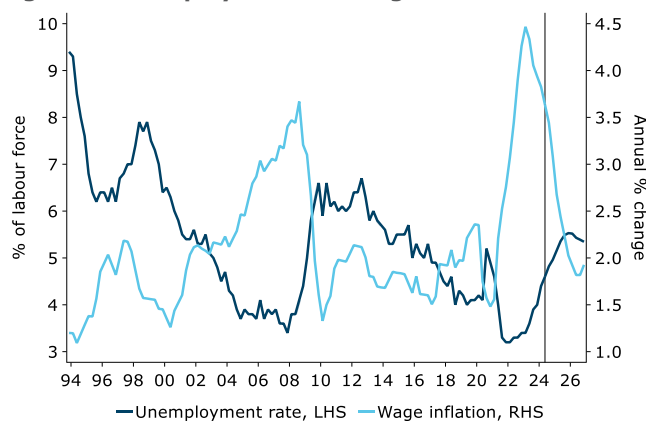


Figure 5. Unemployment and wage inflation



Source: Stats NZ, RBNZ, ICAP, Bloomberg, Macrobond, ANZ Research



## Contact us

---

### Meet the team

We welcome your questions and feedback. Click [here](#) for more information about our team.



**Sharon Zollner**  
Chief Economist

Follow Sharon on X  
@sharon\_zollner

Telephone: +64 9 357 4094  
Email: [sharon.zollner@anz.com](mailto:sharon.zollner@anz.com)

General enquiries:  
[research@anz.com](mailto:research@anz.com)

Follow ANZ Research  
@ANZ\_Research (global)



**David Croy**  
Senior Strategist

Market developments, interest rates, FX, unconventional monetary policy, liaison with market participants.

Telephone: +64 4 576 1022  
Email: [david.croy@anz.com](mailto:david.croy@anz.com)



**Susan Kilsby**  
Agricultural Economist

Primary industry developments and outlook, structural change and regulation, liaison with industry.

Telephone: +64 21 633 469  
Email: [susan.kilsby@anz.com](mailto:susan.kilsby@anz.com)



**Miles Workman**  
Senior Economist

Macroeconomic forecast co-ordinator, economic developments, labour market dynamics, inflation, fiscal and monetary policy.

Telephone: +64 21 661 792  
Email: [miles.workman@anz.com](mailto:miles.workman@anz.com)



**Henry Russell**  
Economist

Macroeconomic forecasting, economic developments, GDP and activity dynamics and monetary policy.

Telephone: +64 21 629 553  
Email: [henry.russell@anz.com](mailto:henry.russell@anz.com)



**Natalie Denne**  
PA / Desktop Publisher

Business management, general enquiries, mailing lists, publications, chief economist's diary.

Telephone: +64 21 253 6808  
Email: [natalie.denne@anz.com](mailto:natalie.denne@anz.com)



**Kyle Uerata**  
Economic Statistician

Economic statistics, ANZ proprietary data (including ANZ Business Outlook), data capability and infrastructure.

Telephone: +64 21 633 894  
Email: [kyle.uerata@anz.com](mailto:kyle.uerata@anz.com)

# Important notice

---

Last updated: 20 February 2024

**The opinions and research contained in this document (in the form of text, image, video or audio) are (a) not personal financial advice nor financial advice about any product or service; (b) provided for information only; and (c) general in nature and do not take into account your financial situation or goals.**

This document may be restricted by law in certain jurisdictions. Recipients must observe all relevant restrictions.

**Disclaimer for all jurisdictions:** This document is prepared by ANZ Bank New Zealand Limited (ANZ Centre, 23-29 Albert Street, Auckland 1010, New Zealand). This document is distributed in your country/region by Australia and New Zealand Banking Group Limited (ABN11 005 357 522) (**ANZ**), a company incorporated in Australia or (if otherwise stated), by its subsidiary or branch (herein collectively referred to as **ANZ Group**). The views expressed in it are those of ANZ Economics and Markets Research, an independent research team of ANZ Bank New Zealand Limited.

This document is distributed on the basis that it is only for the information of the specified recipient or permitted user of the relevant website (**recipients**).

This document is solely for informational purposes and nothing in it is intended to be an invitation, solicitation or offer by ANZ Group to sell, or buy, receive or provide any product or service, or to participate in a particular trading strategy.

Distribution of this document to you is only as may be permissible by the laws of your jurisdiction, and is not directed to or intended for distribution or use by recipients resident or located in jurisdictions where its use or distribution would be contrary to those laws or regulations, or in jurisdictions where ANZ Group would be subject to additional licensing or registration requirements. Further, any products and services mentioned in this document may not be available in all countries.

ANZ Group in no way provides any personal financial, legal, taxation or investment advice to you in connection with any product or service discussed in this document. Before making any investment decision, recipients should seek independent financial, legal, tax and other relevant advice having regard to their particular circumstances.

Whilst care has been taken in the preparation of this document and the information contained within is believed to be accurate and made on reasonable grounds on the date it was published, ANZ Group does not represent or warrant the accuracy or completeness of the information. Further, ANZ Group does not accept any responsibility to inform you of any matter that subsequently comes to its notice, which may affect the accuracy of the information in this document.

This document may contain forward looking statements or opinions including statements regarding our intent, belief or current expectations regarding economic and market conditions, financial instruments and credit markets. Such statements are usually predictive in character, may not be accurate once the future becomes known and should not be relied upon when making investment decisions. Past performance is not a reliable indicator of future performance. ANZ does not accept any responsibility to inform you of any revisions to these forward-looking statements to reflect events or circumstances occurring after the date of this document.

Preparation of this document and the opinions expressed in it may involve material elements of subjective judgement and analysis. Unless specifically stated otherwise: they are current on the date of this document and are subject to change without notice; and, all price information is indicative only. Any opinions expressed in this document are subject to change at any time without notice.

ANZ Group does not guarantee the performance of any product mentioned in this document. All investments entail a risk and may result in both profits and losses. Any products and services described in this document may not be suitable for all investors, and transacting in these products or services may be considered risky.

ANZ Group expressly disclaims any responsibility and shall not be liable for any loss, damage, claim, liability, proceedings, cost or expense (**Liability**) arising directly or indirectly and whether in tort (including negligence), contract, equity or otherwise out of or in connection with this document to the extent permissible under relevant law. The contents of this document have not been reviewed by any regulatory body or authority in any jurisdiction.

ANZ Group may have an interest in the subject matter of this document. They may receive fees from customers for dealing in any products or services described in this document, and their staff and introducers of business may share in such fees or remuneration that may be influenced by total sales, at all times received and/or apportioned in accordance with local regulatory requirements. Further, they or their customers may have or have had interests or long or short positions in any products or services described in this document, and may at any time make purchases and/or sales in them as principal or agent, as well as act (or have acted) as a market maker in such products. This document is published in accordance with ANZ Group's policies on conflicts of interest and ANZ Group maintains appropriate information barriers to control the flow of information between businesses within the group.

Your ANZ Group point of contact can assist with any questions about this document including for further information on these disclosures of interest.

**Australia.** ANZ holds an Australian Financial Services licence no. 234527. For a copy of ANZ's Financial Services Guide please [click here](#) or request from your ANZ point of contact.

**Brazil.** This document is distributed on a cross border basis and only following request by the recipient. No securities are being offered or sold in Brazil under this document, and no securities have been and will not be registered with the Securities Commission - CVM.

**Brunei, Japan, Kuwait, Malaysia, Switzerland, Taiwan.** This document is distributed in each of these jurisdictions by ANZ on a cross-border basis.

**Cambodia.** The information contained in this document is confidential and is provided solely for your use upon your request. This does not constitute or form part of an offer or solicitation of any offer to engage services, nor should it or any part of it form the basis of, or be relied in any connection with, any contract or commitment whatsoever. ANZ does not have a licence to undertake banking operations or securities business or similar business, in Cambodia. By requesting financial services from ANZ, you agree, represent and warrant that you are engaging our services wholly outside of Cambodia and subject to the laws of the contract governing the terms of our engagement.

**Canada.** This document is general information only, is intended for institutional use only – not retail, and is not meant to be tailored to the needs and circumstances of any recipient. In addition, this document is not intended to be an offer or solicitation to purchase or sell any security or other financial instrument or to employ a specific investment strategy.

**Chile.** You understand and agree that ANZ is not regulated by Chilean Authorities and that the provision of this document is not subject to any Chilean supervision and is not guaranteed by any regulatory or governmental agency in Chile.

**Fiji.** For Fiji regulatory purposes, this document and any views and recommendations are not to be deemed as investment advice. Fiji investors must seek licensed professional advice should they wish to make any investment in relation to this document.

**Hong Kong.** This document is issued or distributed in Hong Kong by the Hong Kong branch of ANZ, which is registered at the Hong Kong Monetary Authority to conduct Type 1 (dealing in securities), Type 4 (advising on securities) and Type 6 (advising on corporate finance) regulated activities. The contents of this document have not been reviewed by any regulatory authority in Hong Kong. If you are in any doubt about any of the contents of this document, you should obtain independent professional advice.

# Important notice

---

**India.** If this document is received in India, only you (the specified recipient) may print it provided that before doing so, you specify on it your name and place of printing.

**Israel.** ANZ is not a holder of a licence granted in Israel pursuant to the Regulation of Investment Advising, Investment Marketing and Portfolio Management Law, 1995 ("Investment Advice Law") and does not hold the insurance coverage required of a licensee pursuant to the Investment Advice Law. This publication has been prepared exclusively for Qualified Clients as such term is defined in the First Schedule to the Investment Advice Law. As a prerequisite to the receipt of a copy of this publication a recipient will be required to provide confirmation and evidence that it is a Qualified Client. Nothing in this publication should be considered Investment Advice or Investment Marketing as defined in the Investment Advice Law. Recipients are encouraged to seek competent investment advice from a locally licensed investment adviser prior to making any investment.

**Macau.** Click [here](#) to read the disclaimer for all jurisdictions in Mandarin. 澳门。点击[此处](#)阅读所有司法管辖区的免责声明的中文版。

**Myanmar.** This document is intended to be general and part of ANZ's customer service and marketing activities when implementing its functions as a licensed bank. This document is not Securities Investment Advice (as that term is defined in the Myanmar Securities Transaction Law 2013).

**New Zealand.** This document is distributed in New Zealand by ANZ Bank New Zealand Limited. The material is for information purposes only and is not financial advice about any product or service. We recommend you seek advice about your financial situation and goals before acquiring or disposing of (or not acquiring or disposing of) a financial product.

**Oman.** ANZ neither has a registered business presence nor a representative office in Oman and does not undertake banking business or provide financial services in Oman. Consequently ANZ is not regulated by either the Central Bank of Oman (**CBO**) or Oman's Capital Market Authority (**CMA**). The information contained in this document is for discussion purposes only and neither constitutes an offer of securities in Oman as contemplated by the Commercial Companies Law of Oman (Royal Decree 4/74) or the Capital Market Law of Oman (Royal Decree 80/98), nor does it constitute an offer to sell, or the solicitation of any offer to buy non-Omani securities in Oman as contemplated by Article 139 of the Executive Regulations to the Capital Market Law (issued vide CMA Decision 1/2009). ANZ does not solicit business in Oman and the only circumstances in which ANZ sends information or material describing financial products or financial services to recipients in Oman, is where such information or material has been requested from ANZ and the recipient understands, acknowledges and agrees that this document has not been approved by the CBO, the CMA or any other regulatory body or authority in Oman. ANZ does not market, offer, sell or distribute any financial or investment products or services in Oman and no subscription to any securities, products or financial services may or will be consummated within Oman. Nothing contained in this document is intended to constitute Omani investment, legal, tax, accounting or other professional advice.

**People's Republic of China (PRC).** This document may be distributed by either ANZ or Australia and New Zealand Bank (China) Company Limited (**ANZ China**). Recipients must comply with all applicable laws and regulations of PRC, including any prohibitions on speculative transactions and CNY/CNH arbitrage trading. If this document is distributed by ANZ or an Affiliate (other than ANZ China), the following statement and the text below is applicable: No action has been taken by ANZ or any affiliate which would permit a public offering of any products or services of such an entity or distribution or re-distribution of this document in the PRC. So, the products and services of such entities are not being offered or sold within the PRC by means of this document or any other document. This document may not be distributed, re-distributed or published in the PRC, except under circumstances that will result in compliance with any applicable laws and regulations. If and when the material accompanying this document relates to the products and/or services of ANZ China, the following statement and the text below is applicable: This document is distributed by ANZ China in the Mainland of the PRC.

**Peru.** The information contained in this document has not been, and will not be, registered with or approved by the Peruvian Superintendency of the Securities Market (Superintendencia del Mercado de Valores, **SMV**) or the Lima Stock Exchange (Bolsa de Valores de Lima, **BVL**) or under the Peruvian Securities Market Law (Legislative Decree 6 861), and will not be subject to Peruvian laws applicable to public offerings in Peru. To the extent this information refers to any securities or interests, it should be noted the securities or interests may not be offered or sold in Peru, except if (i) such securities or interests were previously registered with the Peruvian Superintendency of the Securities Market, or (ii) such offering is considered a private offering in Peru under the securities laws and regulation of Peru.

**Qatar.** This document has not been, and will not be:

- lodged or registered with, or reviewed or approved by, the Qatar Central Bank (**QCB**), the Qatar Financial Centre (**QFC**) Authority, QFC Regulatory Authority or any other authority in the State of Qatar (**Qatar**); or
- authorised or licensed for distribution in Qatar, and the information contained in this document does not, and is not intended to, constitute a public offer or other invitation in respect of securities in Qatar or the QFC.

The financial products or services described in this document have not been, and will not be:

- registered with the QCB, QFC Authority, QFC Regulatory Authority or any other governmental authority in Qatar; or
- authorised or licensed for offering, marketing, issue or sale, directly or indirectly, in Qatar.

Accordingly, the financial products or services described in this document are not being, and will not be, offered, issued or sold in Qatar, and this document is not being, and will not be, distributed in Qatar. The offering, marketing, issue and sale of the financial products or services described in this document and distribution of this document is being made in, and is subject to the laws, regulations and rules of, jurisdictions outside of Qatar and the QFC. Recipients of this document must abide by this restriction and not distribute this document in breach of this restriction. This document is being sent/issued to a limited number of institutional and/or sophisticated investors (i) upon their request and confirmation that they understand the statements above; and (ii) on the condition that it will not be provided to any person other than the original recipient, and is not for general circulation and may not be reproduced or used for any other purpose.

**Singapore.** To the extent that this document contains any statements of opinion and/or recommendations related to an investment product or class of investment product (as defined in the Financial Advisers Act 2001), this document is distributed in Singapore by ANZ solely for the information of "accredited investors", "expert investors" or (as the case may be) "institutional investors" (each term as defined in the Securities and Futures Act 2001 of Singapore). ANZ is licensed in Singapore under the Banking Act 1970 of Singapore and is exempted from holding a financial adviser's licence under Section 23(1)(a) of the Financial Advisers Act 2001 of Singapore. In respect of any matters arising from, or in connection with, the distribution of this document in Singapore, please speak to your usual ANZ contact in Singapore.

**United Arab Emirates (UAE).** This document is distributed in the UAE or the Dubai International Financial Centre (**DIFC**) (as applicable) by ANZ. This document does not, and is not intended to constitute: (a) an offer of securities anywhere in the UAE; (b) the carrying on or engagement in banking, financial and/or investment consultation business in the UAE under the rules and regulations made by the Central Bank of the UAE, the Emirates Securities and Commodities Authority or the UAE Ministry of Economy; (c) an offer of securities within the meaning of the Dubai International Financial Centre Markets Law (**DIFCML**) No. 12 of 2004; and (d) a financial promotion, as defined under the DIFCML No. 1 of 200. ANZ DIFC Branch is regulated by the Dubai Financial Services Authority (**DFSA**). The financial products or services described in this document are only available to persons who qualify as "Professional Clients" or "Market Counterparty" in accordance with the provisions of the DFSA rules.

## Important notice

---

**United Kingdom.** This document is distributed in the United Kingdom by Australia and New Zealand Banking Group Limited (**ANZ**) solely for the information of persons who would come within the Financial Conduct Authority (**FCA**) definition of “eligible counterparty” or “professional client”. It is not intended for and must not be distributed to any person who would come within the FCA definition of “retail client”. Nothing here excludes or restricts any duty or liability to a customer which ANZ may have under the UK Financial Services and Markets Act 2000 or under the regulatory system as defined in the Rules of the Prudential Regulation Authority (**PRA**) and the FCA. ANZ considers this document to constitute an Acceptable Minor Non-Monetary Benefits (**AMNMB**) under the relevant inducement rules of the FCA. ANZ is authorised in the United Kingdom by the PRA and is subject to regulation by the FCA and limited regulation by the PRA. Details about the extent of our regulation by the PRA are available from us on request.

**United States.** Except where this is a FX-related document, this document is distributed in the United States by ANZ Securities, Inc. (**ANZ SI**) which is a member of the Financial Regulatory Authority (**FINRA**) ([www.finra.org](http://www.finra.org)) and registered with the SEC. ANZSI’s address is 277 Park Avenue, 31st Floor, New York, NY 10172, USA (Tel: +1 212 801 9160 Fax: +1 212 801 9163). ANZSI accepts responsibility for its content. Information on any securities referred to in this document may be obtained from ANZSI upon request. This document or material is intended for institutional use only – not retail. If you are an institutional customer wishing to effect transactions in any securities referred to in this document you must contact ANZSI, not its affiliates. ANZSI is authorised as a broker-dealer only for institutional customers, not for US Persons (as “US person” is defined in Regulation S under the US Securities Act of 1933, as amended) who are individuals. If you have registered to use our website or have otherwise received this document and are a US Person who is an individual: to avoid loss, you should cease to use our website by unsubscribing or should notify the sender and you should not act on the contents of this document in any way. Non-U.S. analysts may not be associated persons of ANZSI and therefore may not be subject to FINRA Rule 2242 restrictions on communications with the subject company, public appearances and trading securities held by the analysts. Where this is a FX-related document, it is distributed in the United States by ANZ's New York Branch, which is also located at 277 Park Avenue, 31st Floor, New York, NY 10172, USA (Tel: +1 212 801 916 0 Fax: +1 212 801 9163).

**Vietnam.** This document is distributed in Vietnam by ANZ or ANZ Bank (Vietnam) Limited, a subsidiary of ANZ.