

# NZ GDP Forecast Update

23 March 2022



This is not personal advice nor financial advice about any product or service. It does not take into account your financial situation or goals. Please refer to the Important Notice.



## Contact

Miles Workman for more details.

## Walking the tightrope

### Bottom line

- With the Q4 GDP data in tow, we have updated our macroeconomic forecasts and extended our forecast horizon by a year to December 2024.
- With borders closed, economic momentum has been driven by highly stimulated domestic demand. While it's gotten the broader economy through the pandemic with a smaller hit to activity than most, this fiscal and household debt-induced demand surge was never sustainable.
- The next phase in the recovery is the normalisation towards sustainable growth: the return of international tourism and education, but also the RBNZ walking the tightrope of knocking decades-high inflation on the head while hoping to not do too much damage to the near-term growth and employment outlook.
- All up, the cold hard reality is that high inflation will hurt households and businesses, and so too will rising interest rates. Raising rates into a slowing economy is counterintuitive. But if inflation is not contained fast enough with monetary tightening, the RBNZ will likely need to act even more aggressively later on – with an even more difficult job to do. Risks of a hard landing are very high, but too-high inflation could just as easily be the culprit as rising interest rates. In short, recession risks are no longer a good reason for the RBNZ to hike gradually.

### The OCR is currently at a stimulatory level. It shouldn't be

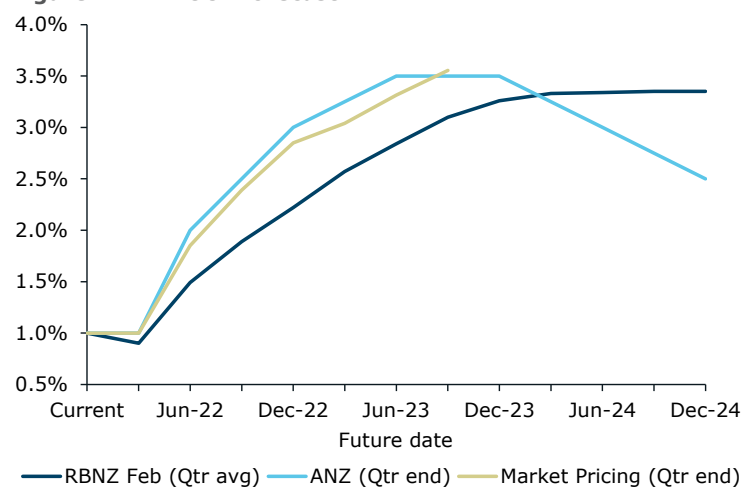
We've recently changed [our OCR call](#) to more aggressive hikes and a higher peak. We think the RBNZ needs to hike 50bps in both April and May, with follow-up 25bp hikes at each subsequent opportunity taking the OCR to a peak of 3.5% by April 2023. This relatively aggressive OCR outlook is pinned on the back of [an extremely strong inflation outlook](#), and [worryingly-high inflation expectations](#) and firms' pricing intentions. It does assume that downside risks to growth and inflation fail to materialise, and that labour market conditions remain tight. But it also assumes no more upside inflation shocks either, and inflation expectations soon starting to turn.

One might argue that with activity already slowing, aggressive OCR hikes increase the risk of recession. And all else equal, that's true. But all else is never equal! High inflation also increases the risk of recession. Growth in household incomes is not keeping up with the cost of living, necessitating widespread belt tightening among households. For businesses it means margin erosion as costs rise, and because high inflation is volatile inflation, economic uncertainty increases, with price and cost predictability going out the window, and real returns on investment becoming something of a lottery.

In fact, it's increasingly looking like the RBNZ is stuck between a rock and a hard place. If they fail to get ahead of the current inflation shock with aggressive hikes, there's a big risk that inflation persistently overshoots their 1-3% target band. And if inflation were to be permitted to gather momentum for too long, even more aggressive monetary tightening would be required down the track, raising the odds on an even deeper recession. There are no low-risk policy options from this starting point. In short, recession risk is no longer a good reason for the RBNZ to take it slow.

Getting inflation back to target with aggressive monetary tightening should, all going to plan, enable the RBNZ eventually normalise the OCR towards more neutral settings. The extension of our forecast horizon to December 2024 allows us to bake some of this in (figure 1). Of course, gauging exactly where the neutral OCR might rest in the future is riddled with uncertainty (and beyond the scope of this note). Demographic trends continue, but supply shocks (the pandemic, geopolitics and climate change) and even rising income inequality are all potential reasons to think the days of the neutral OCR trending lower may have come to an end. The RBNZ's last-published estimate for neutral is around 2%. For some international context, the US Fed forecasts last week included a "long-run central tendency" for the fed funds rate (generally interpreted as the Committee members' median estimate of neutral) of 2.4%, with Fed speakers in the last week quoting estimates ranging from 1.75% to 2.5%.

**Figure 1. ANZ OCR forecast**



Source: RBNZ, Bloomberg, ANZ Research

There's a lot of inflationary water to flow under the bridge, but assuming a 3.5% OCR come April 2023 is enough to get the job done, then it's likely it won't need to be at this level forever. For the sake of argument, we've pencilled in a gradual normalisation towards 2.5% by December 2024. Part of this assumes that a recovery in the supply side of the global and domestic economy does some of the disinflation work for the RBNZ, by lifting potential GDP. If that fails to come to pass, or if inflation expectations prove stubborn despite headline inflation returning to target, rates may well need to stay higher for longer.

### Tighter monetary conditions and high inflation will weigh on demand

Now that the Q4 GDP data have been released, we can incorporate this and other developments into our medium-term forecast for economic activity.

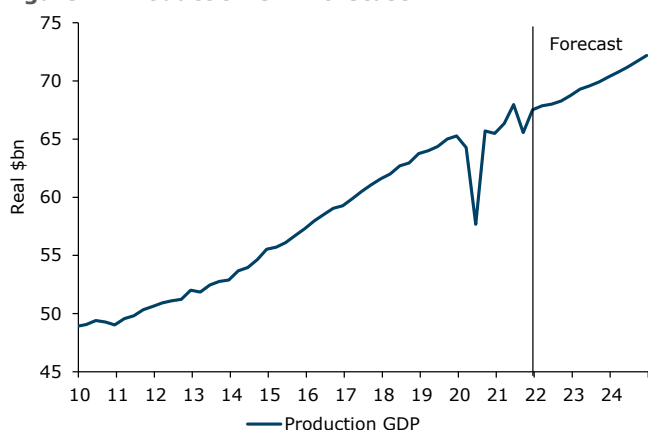
Broadly, the overarching narrative in our latest [Quarterly Economic Outlook](#) is little changed: the outlook contains an unusually lengthy list of key turning points across the many drivers of economic activity. That adds to forecast uncertainty and suggests the path ahead is unlikely to be a straight one. We're not going to cover all of these turning points again in detail here, but rather focus on the most significant developments since we published our full suite of forecasts: an expected faster withdrawal of monetary stimulus, and a much stronger inflation outlook. Both are expected to weigh on demand.

It's worth noting at this stage that GDP data is still navigating a very noisy patch. Q3 saw the economy contract 3.6% q/q as the Delta-induced lockdown weighed. That was followed by a partial (3%) rebound in Q4. However, Omicron cases went exponential in February, with isolation rates and general people-avoidance creating quasi-lockdown conditions for some firms and households – but with less fiscal support. This balance between the continued Delta recovery and Omicron disruption in Q1 has made it very difficult to pin down Q1 and Q2 GDP picks. But that shouldn't matter too much provided Omicron impacts are similar to that seen overseas: a short, sharp drop in activity followed by a sharp rebound once case numbers abate. In other words, growth in the first half of this year is going to be difficult to forecast and interpret. Just for a change.

But there's more going on out there than near-term COVID-induced wobbles. CPI-adjusted household incomes are falling, and debt-servicing costs are rising. Balancing it all up, we've pencilled in a 0.5% q/q lift in GDP in Q1 followed by a 0.2% rise in Q2 (when activity finally recovers to Q2 2021 levels).

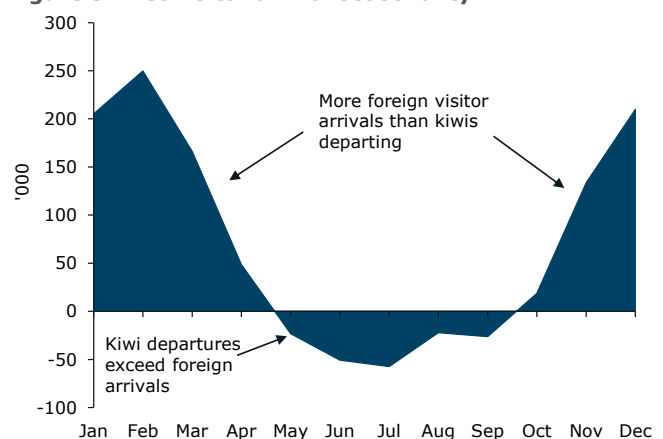
More generally, with capacity and inflation biting, the economy is expected to maintain a softer vibe until the summer of 2022/23 arrives and national incomes are once again bolstered by the seasonal uptick in international visitor arrivals (but even then, domestic activity will continue to face headwinds). Open borders should hopefully see the economy's productive capacity increase (as hibernated labour and capital are brought back on stream). However, as Figure 3 shows, typical seasonality in net visitor arrivals suggests open borders may well be a headwind (in aggregate) over the coming winter before the summer brings a much-anticipated (and stronger) tailwind. Ski havens such as Queenstown will of course benefit from open borders during the winter, but overall NZ makes the bulk of its tourism receipts during the summer – kiwis heading offshore dominate during the middle of the year, and there are certainly a lot of people desperately keen to reconnect with family and friends overseas.

**Figure 2. Production GDP forecast**



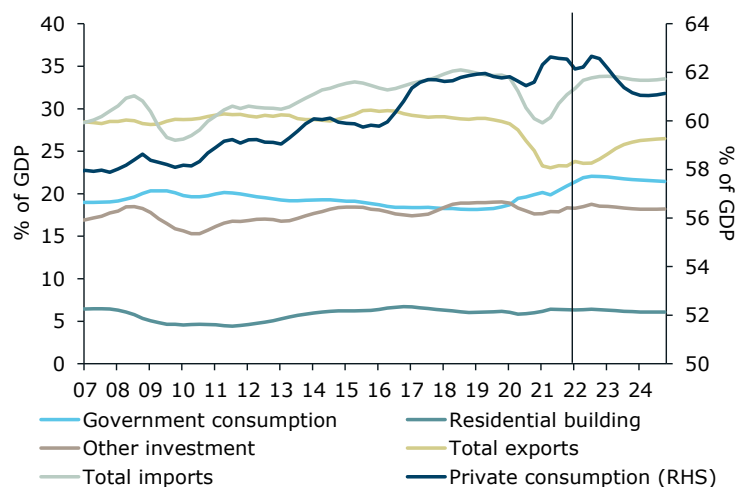
Source: Stats NZ, ANZ Research

**Figure 3. Net visitor arrival seasonality**



Looking at the expenditure GDP components as a share of total GDP probably provides better colour on the medium-term outlook than focusing on the production measure. Higher inflation and interest rates are expected to see real private consumption slip as a share of GDP, and that will also drag on demand for imported goods. However, imports should maintain an elevated share of GDP as services imports pick up as kiwis begin to holiday abroad once again. Total exports as a share of GDP will also rise once international tourism is back on its feet.

**Figure 4. Real expenditure GDP shares**



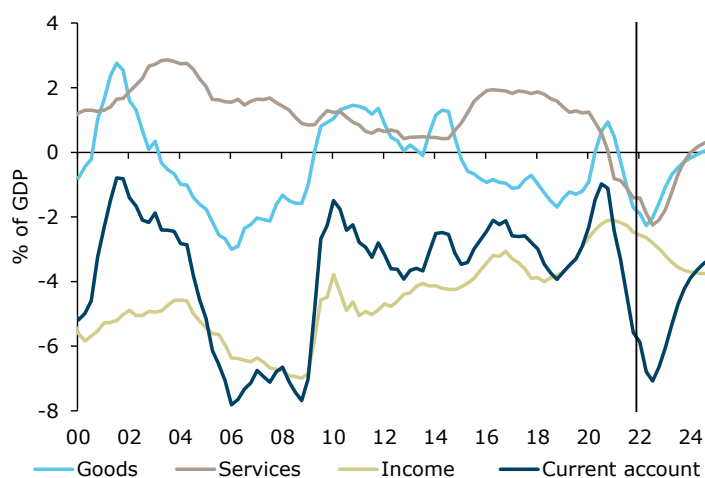
Source: Stats NZ, ANZ Research

Despite strong growth in nominal government spending, we expect real government consumption to gradually soften as a share of GDP. This reflects the fact that pro-cyclical fiscal settings, such as those [earmarked for Budget 2022](#) will (like private sector firms) likely struggle to achieve much growth in real activity terms when capacity constraints are biting. On the investment side, we expect residential investment to travel broadly sideways from here as capacity constraints continue to limit upside and as [the slowing housing market](#) drags on demand. Other investment should hold its own as labour shortages continue to bolster demand for labour-saving technology and machinery. But rising interest rates and heightened uncertainty should keep a cap on things in that department too.

In short, our expectation is that the over-stimulated domestic economy will need to hand the growth baton to the revival of our international tourism and education sectors. But even if that goes 100% according to plan, we'll likely have to wait until late in the year before seeing the dividends.

There's probably no better place than the current account to see the impacts of both a closed border and an overstimulated domestic economy (figure 5).

**Figure 5. Balance of payments**



Source: Stats NZ, ANZ Research

As at Q4 2021, the annual current account deficit had widened from 2.9% of GDP in Q4 2019 (pre pandemic) to 5.6%. The loss of travel-related exports drove net services exports into deficit, while very strong domestic demand saw goods imports outpace exports, despite global shipping disruptions and the strengthening terms of trade.

Looking forward, we expect the annual current account deficit to widen to around 7% of GDP this year, before narrowing to around 3.5% of GDP in 2024. The services deficit is expected to narrow and eventually return to surplus as travel-services exports return. The goods deficit should also narrow as domestic demand moderates. Conversely, the income deficit is poised to widen (with downside risks) as global interest rates rise to combat inflation.

Underpinning all of the above is an expectation that tight labour market conditions will persist. Indeed, with the risk that [open borders create a net migration outflow in the near term](#), it would appear that labour is likely to remain hard to get over the remainder of the year. However, back-to-back 50bp rate OCR hikes, combined with household belt tightening as inflation outpaces income growth, are likely to have some impact beyond that. And while the alternative (ie even higher inflation) is worse, the medicine certainly isn't pleasant.

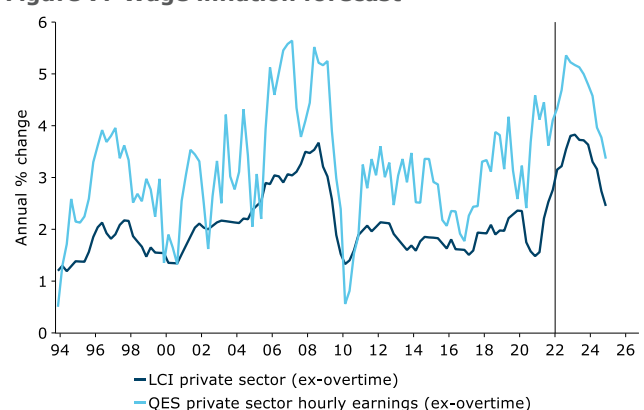
We expect unemployment will drop a little further to 2.9% over mid-2022, before gradually rising to just under 4%, as interest rate hikes do their thing (figure 6). A 4% unemployment rate is still very low – consistent with both aspects of the RBNZ's dual mandate, and on par with the labour market at the end of 2019, which the RBNZ judged to be "at or slightly above its maximum sustainable level".

**Figure 6. Unemployment rate forecast**



Source: Stats NZ, Macrobond, ANZ Research

**Figure 7. Wage inflation forecast**



Source: Stats NZ, Macrobond, ANZ Research

The labour market is not yet done adding to inflation pressures. Wages tend to adjust more slowly than headline inflation – so we're expecting that we will see wage growth accelerate this year (figure 7). That will add to momentum in domestic inflation pressures over 2022 – even as we assume global price pressures ease. But as the boiling labour market comes down to more of a simmer, we should also see wage growth ease back to levels more consistent with low and stable inflation.

All up, New Zealand's economic performance through the pandemic has been robust – our very tight labour market speaks to that. However, it's been far from even, with many businesses and households doing it tough while others have never been so busy. This wonkiness should even out in time as housing continues to slow and our borders reopen, but it won't happen overnight.

On top of all this, the RBNZ clearly has its work cut out to ensure high inflation doesn't become a persistent feature of the economy. In fact, it may already be too late to prevent a widespread inflation-induced belt tightening from driving a more marked slowdown than we expect. But either way, at this point, recession risks are no longer a good reason not to get ahead of the inflation surge.

## Key forecasts

Calendar Years	2018	2019	2020	2021	2022(f)	2023(f)	2024(f)
NZ Economy (annual average % change)							
Real GDP (production)	3.4	2.9	-2.1	5.6	2.1	2.3	2.4
Private Consumption	4.6	3.2	-1.2	6.6	2.0	1.6	3.0
Public Consumption	3.3	5.1	6.8	10.4	7.4	2.1	2.0
Residential investment	-1.6	5.4	-3.3	11.0	2.3	-0.2	2.4
Other investment	9.7	4.1	-8.2	9.2	3.1	2.2	2.8
Stockbuilding <sup>1</sup>	0.3	-0.5	-0.8	1.6	-0.9	0.0	0.0
Gross National Expenditure	5.2	3.2	-1.9	9.6	2.6	2.0	2.8
Total Exports	3.2	2.4	-12.9	-2.5	5.5	12.5	4.6
Total Imports	6.4	2.1	-15.9	15.4	8.8	2.8	3.2
Employment (annual %)	2.3	1.2	0.6	3.7	0.8	1.3	0.9
Unemployment Rate (sa; Dec qtr)	4.3	4.1	4.9	3.2	3.0	3.4	3.8
Labour Cost Index (annual %)	2.0	2.4	1.5	2.8	3.8	3.6	2.5
Terms of trade (OTI basis; annual %)	-4.8	7.1	-1.6	2.6	3.7	1.5	2.0
Prices (annual % change)							
CPI Inflation	1.9	1.9	1.4	5.9	5.7	2.7	2.0
Non-tradable Inflation	2.7	3.1	2.8	5.3	5.4	4.7	3.4
Tradable Inflation	0.9	0.1	-0.3	6.9	6.0	-0.3	-0.1
REINZ House Price Index	3.1	5.1	15.5	26.2	-10.0	1.8	3.7

<sup>1</sup> Percentage point contribution to growth

Forecasts finalised 23 March 2022

Source: Statistics NZ, REINZ, ANZ Research



## Contact us

---

### Meet the team

We welcome your questions and feedback. Click [here](#) for more information about our team.



**Sharon Zollner**  
Chief Economist

Follow Sharon on Twitter  
@sharon\_zollner

Telephone: +64 27 664 3554  
Email: [sharon.zollner@anz.com](mailto:sharon.zollner@anz.com)

General enquiries:  
[research@anz.com](mailto:research@anz.com)

Follow ANZ Research  
@ANZ\_Research (global)



**David Croy**  
Senior Strategist

Market developments, interest rates, FX, unconventional monetary policy, liaison with market participants.

Telephone: +64 4 576 1022  
Email: [david.croy@anz.com](mailto:david.croy@anz.com)



**Susan Kilsby**  
Agricultural Economist

Primary industry developments and outlook, structural change and regulation, liaison with industry.

Telephone: +64 21 633 469  
Email: [susan.kilsby@anz.com](mailto:susan.kilsby@anz.com)



**Miles Workman**  
Senior Economist

Macroeconomic forecast co-ordinator, fiscal policy, economic risk assessment and credit developments.

Telephone: +64 21 661 792  
Email: [miles.workman@anz.com](mailto:miles.workman@anz.com)



**Finn Robinson**  
Economist

Macroeconomic forecasting, economic developments, labour market dynamics, inflation and monetary policy.

Telephone: +64 21 629 553  
Email: [finn.robinson@anz.com](mailto:finn.robinson@anz.com)



**Kyle Uerata**  
Economic Statistician

Economic statistics, ANZ proprietary data (including ANZ Business Outlook), data capability and infrastructure.

Telephone: +64 21 633 894  
Email: [kyle.uerata@anz.com](mailto:kyle.uerata@anz.com)



**Natalie Denne**  
PA / Desktop Publisher

Business management, general enquiries, mailing lists, publications, chief economist's diary.

Telephone: +64 21 253 6808  
Email: [natalie.denne@anz.com](mailto:natalie.denne@anz.com)



# Important notice

Last updated: 28 February 2022

**This document (which may be in the form of text, image, video or audio) is intended for ANZ's Institutional, Markets and Private Banking clients. It should not be forwarded, copied or distributed. The opinions and research contained in this document are (a) not personal advice nor financial advice about any product or service; (b) provided for information only; and (c) intended to be general in nature and does not take into account your financial situation or goals.**

This document may be restricted by law in certain jurisdictions. Persons who receive this document must inform themselves about and observe all relevant restrictions.

**Disclaimer for all jurisdictions:** This document is prepared and distributed in your country/region by either: Australia and New Zealand Banking Group Limited (ABN11 005 357 522) (**ANZ**); or its relevant subsidiary or branch (each, an **Affiliate**), as appropriate or as set out below.

This document is distributed on the basis that it is only for the information of the specified recipient or permitted user of the relevant website (**recipients**).

This document is solely for informational purposes and nothing contained within is intended to be an invitation, solicitation or offer by ANZ to sell, or buy, receive or provide any product or service, or to participate in a particular trading strategy.

Distribution of this document to you is only as may be permissible by the laws of your jurisdiction, and is not directed to or intended for distribution or use by recipients resident or located in jurisdictions where its use or distribution would be contrary to those laws or regulations, or in jurisdictions where ANZ would be subject to additional licensing or registration requirements. Further, the products and services mentioned in this document may not be available in all countries.

ANZ in no way provides any financial, legal, taxation or investment advice to you in connection with any product or service discussed in this document. Before making any investment decision, recipients should seek independent financial, legal, tax and other relevant advice having regard to their particular circumstances.

Whilst care has been taken in the preparation of this document and the information contained within is believed to be accurate, ANZ does not represent or warrant the accuracy or completeness of the information. Further, ANZ does not accept any responsibility to inform you of any matter that subsequently comes to its notice, which may affect the accuracy of the information in this document.

Preparation of this document and the opinions expressed in it may involve material elements of subjective judgement and analysis. Unless specifically stated otherwise: they are current on the date of this document and are subject to change without notice; and, all price information is indicative only. Any opinions expressed in this document are subject to change at any time without notice.

ANZ does not guarantee the performance of any product mentioned in this document. All investments entail a risk and may result in both profits and losses. Past performance is not necessarily an indicator of future performance. The products and services described in this document may not be suitable for all investors, and transacting in these products or services may be considered risky.

ANZ expressly disclaims any responsibility and shall not be liable for any loss, damage, claim, liability, proceedings, cost or expense (Liability) arising directly or indirectly and whether in tort (including negligence), contract, equity or otherwise out of or in connection with this document to the extent permissible under relevant law. Please note, the contents of this document have not been reviewed by any regulatory body or authority in any jurisdiction.

ANZ and its Affiliates may have an interest in the subject matter of this document. They may receive fees from customers for dealing in the products or services described in this document, and their staff and introducers of business may share in such fees or remuneration that may be influenced by total sales, at all times received and/or apportioned in accordance with local regulatory requirements. Further, they or their customers may have or have had interests or long or short positions in the products or services described in this document, and may at any time make purchases and/or sales in them as principal or agent, as well as act (or have acted) as a market maker in such products. This document is published in accordance with ANZ's policies on conflicts of interest and ANZ maintains appropriate information barriers to control the flow of information between businesses within it and its Affiliates.

Your ANZ point of contact can assist with any questions about this document including for further information on these disclosures of interest.

**Country/region specific information:** Unless stated otherwise, this document is distributed by Australia and New Zealand Banking Group Limited (**ANZ**).

**Australia.** ANZ holds an Australian Financial Services licence no. 234527. For a copy of ANZ's Financial Services Guide please [click here](#) or request from your ANZ point of contact.

**Brazil.** This document is distributed on a cross border basis and only following request by the recipient.

**Brunei, India, Japan, Kuwait, Malaysia, Switzerland, Taiwan.** This document is distributed in each of these jurisdictions by ANZ on a cross-border basis.

**Cambodia.** The information contained in this document is confidential and is provided solely for your use upon your request. This does not constitute or form part of an offer or solicitation of any offer to engage services, nor should it or any part of it form the basis of, or be relied in any connection with, any contract or commitment whatsoever. ANZ does not have a licence to undertake banking operations or securities business or similar business, in Cambodia. By requesting financial services from ANZ, you agree, represent and warrant that you are engaging our services wholly outside of Cambodia and subject to the laws of the contract governing the terms of our engagement.

**Chile.** You understand and agree that ANZ Banking Group Limited is not regulated by Chilean Authorities and that the provision of this document is not subject to any Chilean supervision and is not guaranteed by any regulatory or governmental agency in Chile.

**Fiji.** For Fiji regulatory purposes, this document and any views and recommendations are not to be deemed as investment advice. Fiji investors must seek licensed professional advice should they wish to make any investment in relation to this document.

**Hong Kong.** This document is issued or distributed in Hong Kong by the Hong Kong branch of ANZ, which is registered at the Hong Kong Monetary Authority to conduct Type 1 (dealing in securities), Type 4 (advising on securities) and Type 6 (advising on corporate finance) regulated activities. The contents of this document have not been reviewed by any regulatory authority in Hong Kong.

**India.** If this document is received in India, only you (the specified recipient) may print it provided that before doing so, you specify on it your name and place of printing.

**Macau.** Click [here](#) to read the disclaimer for all jurisdictions in Mandarin. 澳门. 点击[此处](#)阅读所有司法管辖区的免责声明的中文版。

**Myanmar.** This document is intended to be general and part of ANZ's customer service and marketing activities when implementing its functions as a licensed bank. This document is not Securities Investment Advice (as that term is defined in the Myanmar Securities Transaction Law 2013).

**New Zealand.** This material is for information purposes only and is not financial advice about any product or service. We recommend seeking financial advice about your financial situation and goals before acquiring or disposing of (or not acquiring or disposing of) a financial product.



## Important notice

**Oman.** ANZ neither has a registered business presence nor a representative office in Oman and does not undertake banking business or provide financial services in Oman. Consequently ANZ is not regulated by either the Central Bank of Oman or Oman's Capital Market Authority. The information contained in this document is for discussion purposes only and neither constitutes an offer of securities in Oman as contemplated by the Commercial Companies Law of Oman (Royal Decree 4/74) or the Capital Market Law of Oman (Royal Decree 80/98), nor does it constitute an offer to sell, or the solicitation of any offer to buy non-Omani securities in Oman as contemplated by Article 139 of the Executive Regulations to the Capital Market Law (issued vide CMA Decision 1/2009). ANZ does not solicit business in Oman and the only circumstances in which ANZ sends information or material describing financial products or financial services to recipients in Oman, is where such information or material has been requested from ANZ and the recipient understands, acknowledges and agrees that this document has not been approved by the CBO, the CMA or any other regulatory body or authority in Oman. ANZ does not market, offer, sell or distribute any financial or investment products or services in Oman and no subscription to any securities, products or financial services may or will be consummated within Oman. Nothing contained in this document is intended to constitute Omani investment, legal, tax, accounting or other professional advice.

**People's Republic of China (PRC).** This document may be distributed by either ANZ or Australia and New Zealand Bank (China) Company Limited (**ANZ China**). Recipients must comply with all applicable laws and regulations of PRC, including any prohibitions on speculative transactions and CNY/CNH arbitrage trading. If this document is distributed by ANZ or an Affiliate (other than ANZ China), the following statement and the text below is applicable: No action has been taken by ANZ or any affiliate which would permit a public offering of any products or services of such an entity or distribution or re-distribution of this document in the PRC. Accordingly, the products and services of such entities are not being offered or sold within the PRC by means of this document or any other document. This document may not be distributed, re-distributed or published in the PRC, except under circumstances that will result in compliance with any applicable laws and regulations. If and when the material accompanying this document relates to the products and/or services of ANZ China, the following statement and the text below is applicable: This document is distributed by ANZ China in the Mainland of the PRC.

**Peru.** The information contained in this document has not been, and will not be, registered with or approved by the Peruvian Superintendency of the Securities Market (Superintendencia del Mercado de Valores, **SMV**) or the Lima Stock Exchange (Bolsa de Valores de Lima, **BVL**) or under the Peruvian Securities Market Law (Legislative Decree 6 861), and will not be subject to Peruvian laws applicable to public offerings in Peru. To the extent this information refers to any securities or interests, it should be noted the securities or interests may not be offered or sold in Peru, except if (i) such securities or interests were previously registered with the Peruvian Superintendency of the Securities Market, or (ii) such offering is considered a private offering in Peru under the securities laws and regulation of Peru.

**Qatar.** This document has not been, and will not be:

- lodged or registered with, or reviewed or approved by, the Qatar Central Bank (**QCB**), the Qatar Financial Centre (**QFC**) Authority, QFC Regulatory Authority or any other authority in the State of Qatar (**Qatar**); or
- authorised or licensed for distribution in Qatar, and the information contained in this document does not, and is not intended to, constitute a public offer or other invitation in respect of securities in Qatar or the QFC.

The financial products or services described in this document have not been, and will not be:

- registered with the QCB, QFC Authority, QFC Regulatory Authority or any other governmental authority in Qatar; or
- authorised or licensed for offering, marketing, issue or sale, directly or indirectly, in Qatar.

Accordingly, the financial products or services described in this document are not being, and will not be, offered, issued or sold in Qatar, and this document is not being, and will not be, distributed in Qatar. The offering, marketing, issue and sale of the financial products or services described in this document and distribution of this document is being made in, and is subject to the laws, regulations and rules of, jurisdictions outside of Qatar and the QFC. Recipients of this document must abide by this restriction and not distribute this document in breach of this restriction. This document is being sent/issued to a limited number of institutional and/or sophisticated investors (i) upon their request and confirmation that they understand the statements above; and (ii) on the condition that it will not be provided to any person other than the original recipient, and is not for general circulation and may not be reproduced or used for any other purpose.

**Singapore.** This document is distributed in Singapore by ANZ solely for the information of "accredited investors", "expert investors" or (as the case may be) "institutional investors" (each term as defined in the Securities and Futures Act Cap. 289 of Singapore). ANZ is licensed in Singapore under the Banking Act Cap. 19 of Singapore and is exempted from holding a financial adviser's licence under Section 23(1)(a) of the Financial Advisers Act Cap. 100 of Singapore. In respect of any matters arising from, or in connection with, the distribution of this document in Singapore, please speak to your usual ANZ contact in Singapore.

**United Arab Emirates (UAE).** This document is distributed in the UAE or the Dubai International Financial Centre (**DIFC**) (as applicable) by ANZ. This document does not, and is not intended to constitute: (a) an offer of securities anywhere in the UAE; (b) the carrying on or engagement in banking, financial and/or investment consultation business in the UAE under the rules and regulations made by the Central Bank of the UAE, the Emirates Securities and Commodities Authority or the UAE Ministry of Economy; (c) an offer of securities within the meaning of the Dubai International Financial Centre Markets Law (DIFCML) No. 12 of 2004; and (d) a financial promotion, as defined under the DIFCML No. 1 of 200. ANZ DIFC Branch is regulated by the Dubai Financial Services Authority (**DFSA**). ANZ DIFC Branch is regulated by the Dubai Financial Services Authority (**DFSA**). The financial products or services described in this document are only available to persons who qualify as "Professional Clients" or "Market Counterparty" in accordance with the provisions of the DFSA rules.

**United Kingdom.** This document is distributed in the United Kingdom by Australia and New Zealand Banking Group Limited (**ANZ**) solely for the information of persons who would come within the Financial Conduct Authority (**FCA**) definition of "eligible counterparty" or "professional client". It is not intended for and must not be distributed to any person who would come within the FCA definition of "retail client". Nothing here excludes or restricts any duty or liability to a customer which ANZ may have under the UK Financial Services and Markets Act 2000 or under the regulatory system as defined in the Rules of the Prudential Regulation Authority (**PRA**) and the FCA. ANZ considers this document to constitute an Acceptable Minor Non-Monetary Benefits (**AMNMB**) under the relevant inducement rules of the FCA. ANZ is authorised in the United Kingdom by the PRA and is subject to regulation by the FCA and limited regulation by the PRA. Details about the extent of our regulation by the PRA are available from us on request.

**United States.** Except where this is a FX-related document, this document is distributed in the United States by ANZ Securities, Inc. (**ANZ SI**) which is a member of the Financial Regulatory Authority (**FINRA**) ([www.finra.org](http://www.finra.org)) and registered with the SEC. ANZSI's address is 277 Park Avenue, 31st Floor, New York, NY 10172, USA (Tel: +1 212 801 9160 Fax: +1 212 801 9163). ANZSI accepts responsibility for its content. Information on any securities referred to in this document may be obtained from ANZSI upon request. This document or material is intended for institutional use only – not retail. If you are an institutional customer wishing to effect transactions in any securities referred to in this document you must contact ANZSI, not its affiliates. ANZSI is authorised as a broker-dealer only for institutional customers, not for US Persons (as "US person" is defined in Regulation S under the US Securities Act of 1933, as amended) who are individuals. If you have registered to use our website or have otherwise received this document and are a US Person who is an individual: to avoid loss, you should cease to use our website by unsubscribing or should notify the sender and you should not act on the contents of this document in any way. Non-U.S. analysts may not be associated persons of ANZSI and therefore may not be subject to FINRA Rule 2242 restrictions on communications with the subject company, public appearances and trading securities held by the analysts. Where this is a FX-related document, it is distributed in the United States by ANZ's New York Branch, which is also located at 277 Park Avenue, 31st Floor, New York, NY 10172, USA (Tel: +1 212 801 916 0 Fax: +1 212 801 9163).

**Vietnam.** This document is distributed in Vietnam by ANZ or ANZ Bank (Vietnam) Limited, a subsidiary of ANZ.

This document has been prepared by ANZ Bank New Zealand Limited, Level 26, 23-29 Albert Street, Auckland 1010, New Zealand, Ph 64-9-357 4094, e-mail [nzeconomics@anz.com](mailto:nzeconomics@anz.com), <http://www.anz.co.nz>