

# New Zealand Weekly Data Wrap

23 June 2022



This is not personal advice nor financial advice about any product or service. It does not take into account your financial situation or goals. Please refer to the Important Notice.



Contact us

See [page 5](#).

## Forecast updates

Recent ANZ NZ Forecast Updates can be found [here](#).

- [NZ Weekly Data Wrap: Fifty-fifty-fifty](#)
- [NZ Property Focus: Better fundamentals mean softer prices](#)
- [RBNZ MPS Review](#)
- [NZ Quarterly Economic Outlook: rebalancing act](#)
- [NZ Forecast Update: farmgate milk price forecasts revised down](#)

Our other recent publications are on [page 2](#).

## What's the view?

- GDP constrained by supply more than demand
- Labour market tighter than ever, and very inflationary
- Inflation way above target, but may have peaked in Q2
- Aggressive OCR hikes towards 3.5% in November 2022 needed to contain inflation

Our forecasts are on [page 4](#).

Confused by acronyms or jargon? See a glossary [here](#).

### Key risks to our view



Falling consumer and business sentiment derail momentum.



Falling house prices could have a more significant impact on the economy than expected.



Surging commodity prices cause inflation expectations to become unanchored.



Global inflation pressures push inflation up more than expected in NZ over 2022.

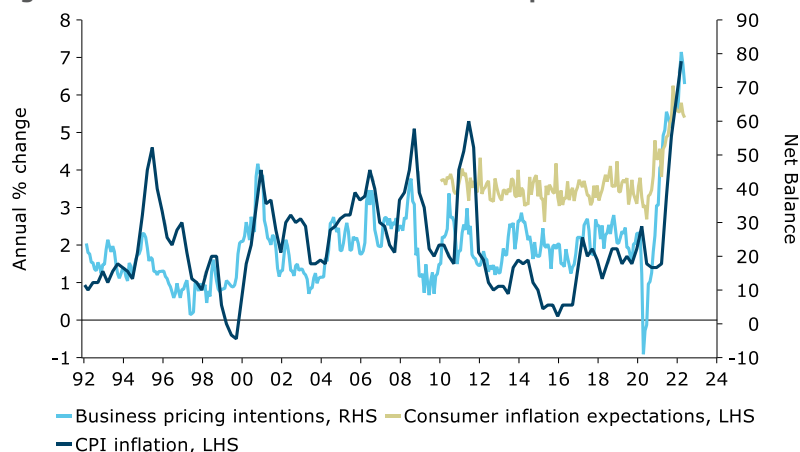
## Watching like hawks

This week was relatively quiet, following last week's 75bp hike from the Fed, a 40-year low in the Australian underutilisation rate, and a [slightly worse-than-expected](#) Q1 GDP print for New Zealand (-0.2% q/q versus our pick for 0%). With a fairly light domestic data calendar ahead, attention is turning to the RBNZ's next meeting on 13 July. Barring some unforecastable shock, a third 50bp OCR hike is pretty much locked in in the wake of the hawkish May MPS. Indeed, the market sees a small chance of a 75bp hike, but we don't believe that's necessary, and could in fact undermine the RBNZ's calm "we got this" rhetoric. The interesting question is at what point will the RBNZ be satisfied that they're gaining traction on inflation? At what point will domestic demand have been hit hard enough that they can ease off the brakes a little, returning to the more normal 25bp pace of OCR hikes? We are [picking that to be](#) after a fourth 50bp hike in August.

Official stats on GDP, employment, and inflation are slow (with Q1 GDP only just released last week). And inflation and employment in any case tend to reflect previous momentum in the economy, rather than telling us where things are headed. So what key data will the RBNZ be watching as they assess the influence their OCR hikes are having on the economy?

Next week we get our [Business Outlook](#) and [Consumer Confidence](#) surveys. Just as these surveys picked the rapid turnaround in inflation in 2021, they should be useful for monitoring whether the inflationary worm has turned (figure 1). The plunge in consumer confidence is also noteworthy. While the RBNZ is chalking it up to Omicron, we're not convinced – consumer confidence has plummeted in a range of countries. Will consumer demand stall? Well, of course it will – the RBNZ will keep hiking until it does – but the question is one of timing. Will households lift their saving rate while the labour market is so strong? Fair to say there's little sign of it yet – household consumption was up a whopping 4.6% q/q in Q1. But as the year wears on, house prices continue to fall, and rising interest rates kick in, we suspect the RBNZ may find they've had a bigger impact on demand than they anticipated in the May MPS. All the more reason to keep a close eye on these surveys.

**Figure 1. Consumer and business inflation expectations versus CPI**



Source: Stats NZ, Macrobond, ANZ Research

On the labour market front, the RBNZ will be looking for signs that the severe mismatch between supply and demand is easing. Next week's filled jobs report for May will be an important indicator here. The number of filled jobs



## Looking ahead



### Recent Publications

ANZ produces a range of in-depth insights.

- [NZ Insight: He Waka Eke Noa recommendations](#)
- [Agri Insight: global food crisis to worsen](#)
- [NZ Property Focus: better fundamentals mean softer prices](#)
- [NZ Budget Review: Big Budget](#)
- [NZ Insight: Emissions Reduction Plan](#)
- [NZ Insight: new fiscal rules](#)
- [NZ Property Focus: regional rollercoaster](#)
- [NZ Insight: how widespread is labour market tightness?](#)
- [NZ Agri Focus: mixed blessings](#)
- [NZ Insight: the RBNZ's inflation expectations headache](#)
- [NZ Property Focus: A soft landing as headwinds gather](#)
- [NZ temp fuel tax changes knock 0.5% off Q2 CPI](#)
- [NZ Insight: how is NZ's agri sector impacted by the Russian invasion](#)
- [NZ Insight: The Reopening II – shifting economic sands](#)
- [NZ Insight: Terms of trade: risks and opportunities](#)
- [NZ Agri Focus: heating up](#)
- [NZ Insight: Endemic COVID-19 and labour supply](#)
- [NZ Insight: The real cost of inflation](#)

[Click here for more.](#)



### ANZ Proprietary data

Check out our latest releases below.

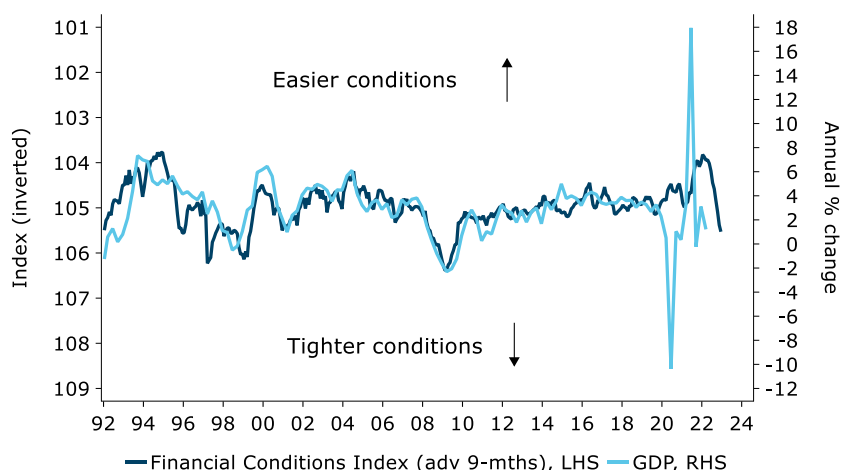
- [ANZ Business Outlook](#)
- [ANZ-Roy Morgan Consumer Confidence](#)
- [ANZ Truckometer](#)
- [ANZ Commodity Price Index](#)

lifted a very solid 0.6% m/m in April – after declining for two months straight in February and March (which we assume reflected the impact of Omicron on the hiring process). Another month of strong job gains in May would be a signal that hiring is bouncing back. Job vacancy data will be key as well. Even if employment growth starts to slow, if it's due to weak labour supply failing to satisfy demand, that would be much more inflationary. This supply-demand imbalance is prevalent in other economies too, with roughly two job openings for every unemployed person in the US at the moment. To have a hope of getting underlying inflation down to more acceptable levels, the RBNZ and its overseas counterparts will need to bring labour demand (ie job vacancies) back down to earth. Employment intentions in our Business Outlook survey will offer another signal of whether they're making a dent.

Another important factor to consider will be market expectations for New Zealand interest rates. Those expectations have surged over the past week and a bit, riding a global wave upwards as an extra-hawkish Fed delivered a 75bp hike and hinted at another such move should inflation continue to surprise to the upside. Current market pricing implies the OCR could reach 4¼% by mid-2023, which is considerably higher than our own forecast for a 3.5% peak to be reached in November this year, and the RBNZ's May forecast of a 4% peak (see figure 6 on page 4).

The fact that market pricing for OCR hikes has increased so much is in practice one reason why the OCR may not in fact need to go as high as anticipated. Surging wholesale rates have flowed through into further increases in domestic mortgage rates – adding to what's already been a big tightening in financial conditions. This is the expectations channel of monetary policy at play. People know that central banks are on the inflation-fighting warpath, and anticipation of rate rises has lifted the wholesale and retail yield curve, doing some of the RBNZ's tightening work for it. Indeed, GDP growth is (usually) well correlated with financial conditions in New Zealand (figure 2). Apart from interest rates, falling house prices are the other big contributor to tightening financial conditions currently.

**Figure 2. New Zealand GDP growth and financial conditions index**

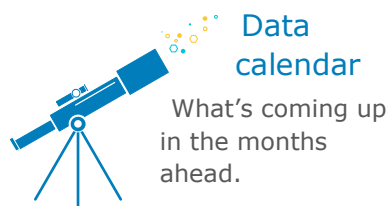


Source: Macrobond, ANZ Research

The key motivation for the RBNZ to watch these data so closely is to try to judge the right time to slow down tightening (and eventually hit the pause button). If the RBNZ leaves it too late, then the economy could slip into recession. But taking the foot of the brakes too early risks seeing inflation remain above target. Given how high inflation expectations are, the RBNZ has been clear that they would much rather risk overdoing it. The RBNZ can't afford to go easy on inflation for the sake of economic growth, or they risk the credibility of the inflation target – and that's far worse in the long run.



## Looking ahead



| Date                  | Data/event                                       |
|-----------------------|--|
| Thu 30 Jun (1:00pm)   | <a href="#">ANZ Business Outlook – Jun</a>       |
| Thu 30 Jun (3:00pm)   | RBNZ Sectoral Lending – May                      |
| Fri 1 Jul (10:00am)   | <a href="#">ANZ-RM Consumer Confidence – Jun</a> |
| Fri 1 Jul (10:45am)   | Building Permits – May                           |
| Tue 5 Jul (10:00am)   | NZIER QSBO – Q2                                  |
| Tue 5 Jul (1:00pm)    | <a href="#">ANZ Commodity Price Index – Jun</a>  |
| Wed 6 Jul (early am)  | GlobalDairyTrade auction                         |
| Fri 8 Jul (10:00am)   | <a href="#">ANZ Truckometer – Jun</a>            |
| Mon 11 Jul (10:45am)  | Electronic Card Transactions – Jun               |
| Tue 12 Jul (10:45am)  | Net Migration – May                              |
| Wed 13 Jul (10:45am)  | Food Price Index – Jun                           |
| Wed 13 Jul (10:45am)  | Rental Price Index – Jun                         |
| Wed 13 Jul (2:00pm)   | <b>RBNZ Monetary Policy Review</b>               |
| Fri 15 Jul (10:30am)  | BusinessNZ Manuf PMI – Jun                       |
| Mon 18 Jul (10:30am)  | Performance Services Index                       |
| Mon 18 Jul (10:45am)  | <b>CPI – Q2</b>                                  |
| Wed 20 Jul (early am) | GlobalDairyTrade auction                         |
| Thu 21 Jul (10:45am)  | Merchandise Trade – May                          |
| Thu 28 Jul (1:00pm)   | <a href="#">ANZ Business Outlook – Jul</a>       |
| Fri 29 Jul (10:00am)  | <a href="#">ANZ-RM Consumer Confidence – Jul</a> |
| Mon 1 Aug (10:45am)   | Building Permits – Jun                           |
| Wed 3 Aug (early am)  | GlobalDairyTrade auction                         |
| Wed 3 Aug (10:45am)   | <b>Labour Market – Q2</b>                        |
| Wed 3 Aug (1:00pm)    | <a href="#">ANZ Commodity Price Index – Jul</a>  |
| Mon 8 Aug (3:00pm)    | RBNZ 2Yr Inflation Expectation – Q3              |
| Tue 9 Aug (10:00am)   | <a href="#">ANZ Truckometer – Jul</a>            |
| Tue 9 Aug (10:45am)   | Electronic Card Transactions – Jul               |

### Interest rate markets

Local interest rates have moderated across the board over the past week as expectations for OCR hikes have gravitated back towards 50bps (rather than 75bps as we saw at the peak of market stress and illiquidity last week), and as US bond yields have moderated. The short-end move is logical and some downward adjustment was always on the cards as markets settled down; as we noted last week, liquidity was dire and we suspect that explained most of the rise in short-end rates. Indeed, so poor was liquidity that on the way up (ahead of the Fed's 75bp hike) the 2yr swap traded at 4.08% on Monday, and didn't trade again in the interbank market until two days later, at 4.55%. As we noted, things are settling down now, but sentiment remains fickle, and we think it makes sense to be cautious. Local financial conditions are much tighter than implied by the OCR, and while that may take pressure off the RBNZ to hike, it isn't helping borrowers. The reprieve in long-end rates might also be welcome, but we wonder how long it will last, given ongoing hawkish Fed rhetoric, high fuel prices, and what we understand to be a fundamental demand overhang in energy markets. Our forecasts call for steeper curves.

### FX markets

Volatility remains elevated in FX markets, and while we have seen the USD come off a touch overnight as bond yields and oil have retraced lower, the DXY remains elevated, and global growth concerns are weighing on the so-called commodity currencies. Our forecasts call for further moderate NZD strength into year-end, but we continue to characterise the risks as skewed lower given hard landing risks here, and fresh global growth concerns. Local factors are not really driving the NZD. And in any case, if they were to, the only really positive drawcard is New Zealand's high interest rates – which are, ironically, the source of hard-landing fears. The historic tendency for the USD to weaken early in the Fed tightening cycle also doesn't seem to be in play this time around. Amid all this, we think it pays to keep an open mind and expect volatility, rather than a clear trend.

### Key data summary

**Performance of Services Index – May.** Increased to a solid 55.2 in May (52.2 previously). While the improvement was uneven across sub-indices (eg employment was down to 48.5 from 51.0), it does [support our expectation](#) for a reasonable rebound in GDP after Q1's 0.2% fall.

**GlobalDairyTrade auction.** Whole milk powder prices fell 0.6% at the latest auction, with the overall GDT Price Index down 1.3%.

**Overseas Merchandise Trade – May.** The annual merchandise trade deficit widened slightly to NZD9.5bn in May from NZD9.3bn in April. Goods exports have lifted 18.1% y/y – outpaced by a 24.1% lift in imports.

### The week ahead

**ANZ Business Outlook – June (Thursday 30 June, 1:00pm).**

**RBNZ sectoral lending data – May (Thursday 30 June, 3:00pm).**

Mortgage lending growth has been slowing, but was still up 8.1% y/y in April. And business lending has also been on a tear, up 8.8% y/y.

**ANZ Roy Morgan Consumer Confidence – June (Friday 1 July, 10:00am).**

**Building Permits – May (Friday 1 July, 10:45am).** Consents fell 8.5% m/m in April, with the steep increase in consents over the past year starting to look peaky. But while the housing market is cooling, we haven't seen that in the hard construction data just yet.



## Key forecasts and rates

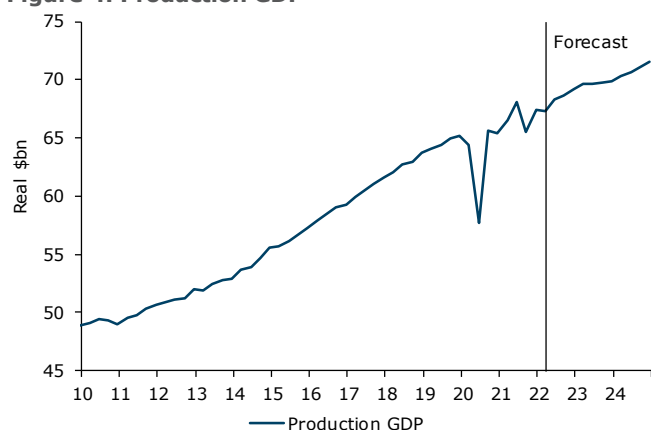
|                       | Actual |        |       | Forecast (end month) |        |        |        |        |        |
|-----------------------|--------|--------|-------|----------------------|--------|--------|--------|--------|--------|
|                       | Apr-22 | May-22 | Today | Jun-22               | Sep-22 | Dec-22 | Mar-23 | Jun-23 | Sep-23 |
| <b>FX rates</b>       |        |        |       |                      |        |        |        |        |        |
| NZD/USD               | 0.646  | 0.652  | 0.629 | 0.630                | 0.650  | 0.660  | 0.660  | 0.660  | 0.650  |
| NZD/AUD               | 0.914  | 0.907  | 0.908 | 0.900                | 0.890  | 0.880  | 0.868  | 0.868  | 0.867  |
| NZD/EUR               | 0.612  | 0.609  | 0.595 | 0.600                | 0.619  | 0.600  | 0.589  | 0.584  | 0.570  |
| NZD/JPY               | 83.8   | 83.4   | 85.6  | 84.4                 | 84.5   | 84.5   | 83.8   | 83.2   | 81.3   |
| NZD/GBP               | 0.514  | 0.517  | 0.513 | 0.512                | 0.537  | 0.537  | 0.532  | 0.524  | 0.512  |
| NZ\$ TWI              | 72.4   | 72.3   | 71.0  | 70.7                 | 71.9   | 71.9   | 71.3   | 70.9   | 69.7   |
| <b>Interest rates</b> |        |        |       |                      |        |        |        |        |        |
| NZ OCR                | 1.50   | 2.00   | 2.00  | 2.00                 | 3.00   | 3.50   | 3.50   | 3.50   | 3.50   |
| NZ 90 day bill        | 1.97   | 2.47   | 2.80  | 2.93                 | 3.52   | 3.60   | 3.60   | 3.60   | 3.60   |
| NZ 2-yr swap          | 3.82   | 3.92   | 4.20  | 4.40                 | 4.22   | 3.86   | 3.49   | 3.43   | 3.32   |
| NZ 10-yr bond         | 3.64   | 3.61   | 4.02  | 4.25                 | 4.40   | 4.25   | 4.10   | 4.00   | 3.80   |

### Economic forecasts

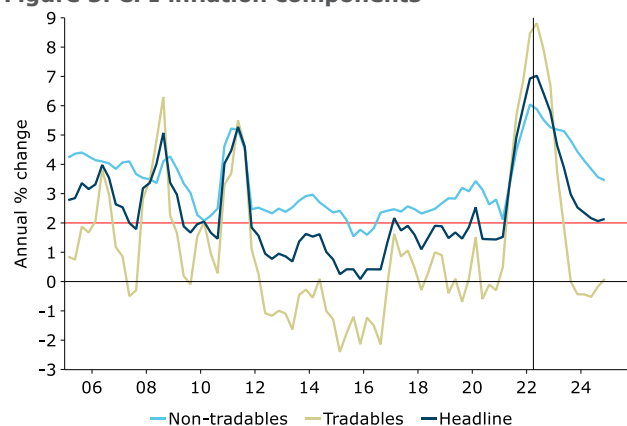
|                          | Mar-22 | Jun-22     | Sep-22     | Dec-22     | Mar-23     | Jun-23     | Sep-23     | Dec-23     | Mar-24     |
|--------------------------|--------|------------|------------|------------|------------|------------|------------|------------|------------|
| GDP (% qoq)              | -0.2   | <b>1.4</b> | <b>0.5</b> | <b>0.9</b> | <b>0.6</b> | <b>0.0</b> | <b>0.2</b> | <b>0.2</b> | <b>0.5</b> |
| GDP (% yoy)              | 1.2    | <b>0.3</b> | <b>4.8</b> | <b>2.7</b> | <b>3.4</b> | <b>2.0</b> | <b>1.7</b> | <b>1.0</b> | <b>0.9</b> |
| CPI (% qoq)              | 1.8    | <b>1.4</b> | <b>1.6</b> | <b>0.8</b> | <b>0.7</b> | <b>0.7</b> | <b>0.7</b> | <b>0.4</b> | <b>0.5</b> |
| CPI (% yoy)              | 6.9    | <b>7.0</b> | <b>6.4</b> | <b>5.8</b> | <b>4.6</b> | <b>3.9</b> | <b>3.0</b> | <b>2.5</b> | <b>2.3</b> |
| Employment (% qoq)       | 0.1    | <b>0.6</b> | <b>0.3</b> | <b>0.3</b> | <b>0.3</b> | <b>0.3</b> | <b>0.3</b> | <b>0.3</b> | <b>0.3</b> |
| Employment (% yoy)       | 2.8    | <b>2.5</b> | <b>1.0</b> | <b>1.3</b> | <b>1.6</b> | <b>1.3</b> | <b>1.3</b> | <b>1.3</b> | <b>1.2</b> |
| Unemployment Rate (% sa) | 3.2    | <b>2.9</b> | <b>2.9</b> | <b>2.9</b> | <b>3.0</b> | <b>3.2</b> | <b>3.3</b> | <b>3.4</b> | <b>3.5</b> |

Figures in bold are forecasts. mom: Month-on-Month; qoq: Quarter-on-Quarter; yoy: Year-on-Year

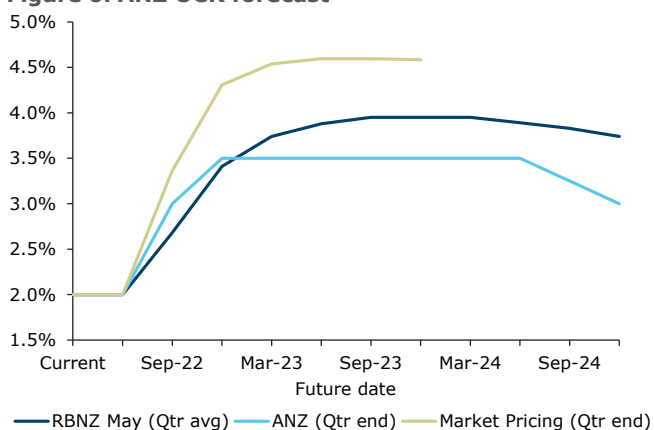
**Figure 4. Production GDP**



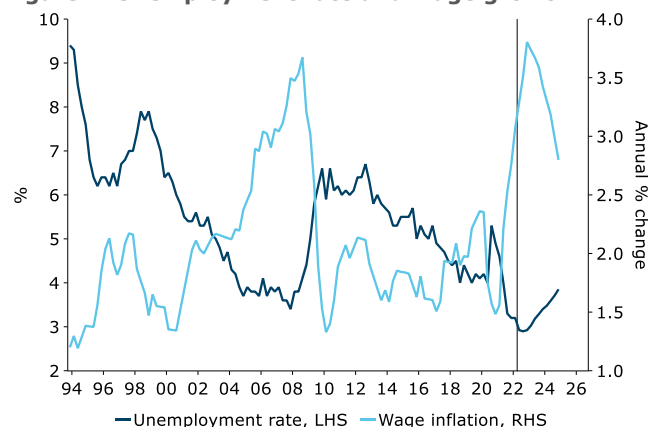
**Figure 5. CPI inflation components**



**Figure 6. ANZ OCR forecast**



**Figure 7. Unemployment rate and wage growth**



Source: Stats NZ, Bloomberg, RBNZ, Macrobond, ANZ Research



## Contact us

---

### Meet the team

We welcome your questions and feedback. Click [here](#) for more information about our team.



**Sharon Zollner**  
Chief Economist

Follow Sharon on Twitter  
@sharon\_zollner

Telephone: +64 9 357 4094  
Email: [sharon.zollner@anz.com](mailto:sharon.zollner@anz.com)

General enquiries:  
[research@anz.com](mailto:research@anz.com)

Follow ANZ Research  
@ANZ\_Research (global)



**David Croy**  
Senior Strategist

Market developments, interest rates, FX, unconventional monetary policy, liaison with market participants.

Telephone: +64 4 576 1022  
Email: [david.croy@anz.com](mailto:david.croy@anz.com)



**Susan Kilsby**  
Agricultural Economist

Primary industry developments and outlook, structural change and regulation, liaison with industry.

Telephone: +64 21 633 469  
Email: [susan.kilsby@anz.com](mailto:susan.kilsby@anz.com)



**Miles Workman**  
Senior Economist

Macroeconomic forecast co-ordinator, fiscal policy, economic risk assessment and credit developments.

Telephone: +64 21 661 792  
Email: [miles.workman@anz.com](mailto:miles.workman@anz.com)



**Finn Robinson**  
Economist

Macroeconomic forecasting, economic developments, labour market dynamics, inflation and monetary policy.

Telephone: +64 21 629 553  
Email: [finn.robinson@anz.com](mailto:finn.robinson@anz.com)



**Kyle Uerata**  
Economic Statistician

Economic statistics, ANZ proprietary data (including ANZ Business Outlook), data capability and infrastructure.

Telephone: +64 21 633 894  
Email: [kyle.uerata@anz.com](mailto:kyle.uerata@anz.com)



**Natalie Denne**  
PA / Desktop Publisher

Business management, general enquiries, mailing lists, publications, chief economist's diary.

Telephone: +64 21 253 6808  
Email: [natalie.denne@anz.com](mailto:natalie.denne@anz.com)

# Important notice

Last updated: 28 February 2022

**This document (which may be in the form of text, image, video or audio) is intended for ANZ's Institutional, Markets and Private Banking clients. It should not be forwarded, copied or distributed. The opinions and research contained in this document are (a) not personal advice nor financial advice about any product or service; (b) provided for information only; and (c) intended to be general in nature and does not take into account your financial situation or goals.**

This document may be restricted by law in certain jurisdictions. Persons who receive this document must inform themselves about and observe all relevant restrictions.

**Disclaimer for all jurisdictions:** This document is prepared and distributed in your country/region by either: Australia and New Zealand Banking Group Limited (ABN11 005 357 522) (**ANZ**); or its relevant subsidiary or branch (each, an **Affiliate**), as appropriate or as set out below.

This document is distributed on the basis that it is only for the information of the specified recipient or permitted user of the relevant website (**recipients**).

This document is solely for informational purposes and nothing contained within is intended to be an invitation, solicitation or offer by ANZ to sell, or buy, receive or provide any product or service, or to participate in a particular trading strategy.

Distribution of this document to you is only as may be permissible by the laws of your jurisdiction, and is not directed to or intended for distribution or use by recipients resident or located in jurisdictions where its use or distribution would be contrary to those laws or regulations, or in jurisdictions where ANZ would be subject to additional licensing or registration requirements. Further, the products and services mentioned in this document may not be available in all countries.

ANZ in no way provides any financial, legal, taxation or investment advice to you in connection with any product or service discussed in this document. Before making any investment decision, recipients should seek independent financial, legal, tax and other relevant advice having regard to their particular circumstances.

Whilst care has been taken in the preparation of this document and the information contained within is believed to be accurate, ANZ does not represent or warrant the accuracy or completeness of the information. Further, ANZ does not accept any responsibility to inform you of any matter that subsequently comes to its notice, which may affect the accuracy of the information in this document.

Preparation of this document and the opinions expressed in it may involve material elements of subjective judgement and analysis. Unless specifically stated otherwise: they are current on the date of this document and are subject to change without notice; and, all price information is indicative only. Any opinions expressed in this document are subject to change at any time without notice.

ANZ does not guarantee the performance of any product mentioned in this document. All investments entail a risk and may result in both profits and losses. Past performance is not necessarily an indicator of future performance. The products and services described in this document may not be suitable for all investors, and transacting in these products or services may be considered risky.

ANZ expressly disclaims any responsibility and shall not be liable for any loss, damage, claim, liability, proceedings, cost or expense (Liability) arising directly or indirectly and whether in tort (including negligence), contract, equity or otherwise out of or in connection with this document to the extent permissible under relevant law. Please note, the contents of this document have not been reviewed by any regulatory body or authority in any jurisdiction.

ANZ and its Affiliates may have an interest in the subject matter of this document. They may receive fees from customers for dealing in the products or services described in this document, and their staff and introducers of business may share in such fees or remuneration that may be influenced by total sales, at all times received and/or apportioned in accordance with local regulatory requirements. Further, they or their customers may have or have had interests or long or short positions in the products or services described in this document, and may at any time make purchases and/or sales in them as principal or agent, as well as act (or have acted) as a market maker in such products. This document is published in accordance with ANZ's policies on conflicts of interest and ANZ maintains appropriate information barriers to control the flow of information between businesses within it and its Affiliates.

Your ANZ point of contact can assist with any questions about this document including for further information on these disclosures of interest.

**Country/region specific information:** Unless stated otherwise, this document is distributed by Australia and New Zealand Banking Group Limited (**ANZ**).

**Australia.** ANZ holds an Australian Financial Services licence no. 234527. For a copy of ANZ's Financial Services Guide please [click here](#) or request from your ANZ point of contact.

**Brazil.** This document is distributed on a cross border basis and only following request by the recipient.

**Brunei, India, Japan, Kuwait, Malaysia, Switzerland, Taiwan.** This document is distributed in each of these jurisdictions by ANZ on a cross-border basis.

**Cambodia.** The information contained in this document is confidential and is provided solely for your use upon your request. This does not constitute or form part of an offer or solicitation of any offer to engage services, nor should it or any part of it form the basis of, or be relied in any connection with, any contract or commitment whatsoever. ANZ does not have a licence to undertake banking operations or securities business or similar business, in Cambodia. By requesting financial services from ANZ, you agree, represent and warrant that you are engaging our services wholly outside of Cambodia and subject to the laws of the contract governing the terms of our engagement.

**Chile.** You understand and agree that ANZ Banking Group Limited is not regulated by Chilean Authorities and that the provision of this document is not subject to any Chilean supervision and is not guaranteed by any regulatory or governmental agency in Chile.

**Fiji.** For Fiji regulatory purposes, this document and any views and recommendations are not to be deemed as investment advice. Fiji investors must seek licensed professional advice should they wish to make any investment in relation to this document.

**Hong Kong.** This document is issued or distributed in Hong Kong by the Hong Kong branch of ANZ, which is registered at the Hong Kong Monetary Authority to conduct Type 1 (dealing in securities), Type 4 (advising on securities) and Type 6 (advising on corporate finance) regulated activities. The contents of this document have not been reviewed by any regulatory authority in Hong Kong.

**India.** If this document is received in India, only you (the specified recipient) may print it provided that before doing so, you specify on it your name and place of printing.

**Macau.** Click [here](#) to read the disclaimer for all jurisdictions in Mandarin. 澳门. 点击[此处](#)阅读所有司法管辖区的免责声明的中文版。

**Myanmar.** This document is intended to be general and part of ANZ's customer service and marketing activities when implementing its functions as a licensed bank. This document is not Securities Investment Advice (as that term is defined in the Myanmar Securities Transaction Law 2013).

**New Zealand.** This material is for information purposes only and is not financial advice about any product or service. We recommend seeking financial advice about your financial situation and goals before acquiring or disposing of (or not acquiring or disposing of) a financial product.

# Important notice

**Oman.** ANZ neither has a registered business presence nor a representative office in Oman and does not undertake banking business or provide financial services in Oman. Consequently ANZ is not regulated by either the Central Bank of Oman or Oman's Capital Market Authority. The information contained in this document is for discussion purposes only and neither constitutes an offer of securities in Oman as contemplated by the Commercial Companies Law of Oman (Royal Decree 4/74) or the Capital Market Law of Oman (Royal Decree 80/98), nor does it constitute an offer to sell, or the solicitation of any offer to buy non-Omani securities in Oman as contemplated by Article 139 of the Executive Regulations to the Capital Market Law (issued vide CMA Decision 1/2009). ANZ does not solicit business in Oman and the only circumstances in which ANZ sends information or material describing financial products or financial services to recipients in Oman, is where such information or material has been requested from ANZ and the recipient understands, acknowledges and agrees that this document has not been approved by the CBO, the CMA or any other regulatory body or authority in Oman. ANZ does not market, offer, sell or distribute any financial or investment products or services in Oman and no subscription to any securities, products or financial services may or will be consummated within Oman. Nothing contained in this document is intended to constitute Omani investment, legal, tax, accounting or other professional advice.

**People's Republic of China (PRC).** This document may be distributed by either ANZ or Australia and New Zealand Bank (China) Company Limited (**ANZ China**). Recipients must comply with all applicable laws and regulations of PRC, including any prohibitions on speculative transactions and CNY/CNH arbitrage trading. If this document is distributed by ANZ or an Affiliate (other than ANZ China), the following statement and the text below is applicable: No action has been taken by ANZ or any affiliate which would permit a public offering of any products or services of such an entity or distribution or re-distribution of this document in the PRC. Accordingly, the products and services of such entities are not being offered or sold within the PRC by means of this document or any other document. This document may not be distributed, re-distributed or published in the PRC, except under circumstances that will result in compliance with any applicable laws and regulations. If and when the material accompanying this document relates to the products and/or services of ANZ China, the following statement and the text below is applicable: This document is distributed by ANZ China in the Mainland of the PRC.

**Peru.** The information contained in this document has not been, and will not be, registered with or approved by the Peruvian Superintendency of the Securities Market (Superintendencia del Mercado de Valores, **SMV**) or the Lima Stock Exchange (Bolsa de Valores de Lima, **BVL**) or under the Peruvian Securities Market Law (Legislative Decree 6 861), and will not be subject to Peruvian laws applicable to public offerings in Peru. To the extent this information refers to any securities or interests, it should be noted the securities or interests may not be offered or sold in Peru, except if (i) such securities or interests were previously registered with the Peruvian Superintendency of the Securities Market, or (ii) such offering is considered a private offering in Peru under the securities laws and regulation of Peru.

**Qatar.** This document has not been, and will not be:

- lodged or registered with, or reviewed or approved by, the Qatar Central Bank (**QCB**), the Qatar Financial Centre (**QFC**) Authority, QFC Regulatory Authority or any other authority in the State of Qatar (**Qatar**); or
- authorised or licensed for distribution in Qatar, and the information contained in this document does not, and is not intended to, constitute a public offer or other invitation in respect of securities in Qatar or the QFC.

The financial products or services described in this document have not been, and will not be:

- registered with the QCB, QFC Authority, QFC Regulatory Authority or any other governmental authority in Qatar; or
- authorised or licensed for offering, marketing, issue or sale, directly or indirectly, in Qatar.

Accordingly, the financial products or services described in this document are not being, and will not be, offered, issued or sold in Qatar, and this document is not being, and will not be, distributed in Qatar. The offering, marketing, issue and sale of the financial products or services described in this document and distribution of this document is being made in, and is subject to the laws, regulations and rules of, jurisdictions outside of Qatar and the QFC. Recipients of this document must abide by this restriction and not distribute this document in breach of this restriction. This document is being sent/issued to a limited number of institutional and/or sophisticated investors (i) upon their request and confirmation that they understand the statements above; and (ii) on the condition that it will not be provided to any person other than the original recipient, and is not for general circulation and may not be reproduced or used for any other purpose.

**Singapore.** This document is distributed in Singapore by ANZ solely for the information of "accredited investors", "expert investors" or (as the case may be) "institutional investors" (each term as defined in the Securities and Futures Act Cap. 289 of Singapore). ANZ is licensed in Singapore under the Banking Act Cap. 19 of Singapore and is exempted from holding a financial adviser's licence under Section 23(1)(a) of the Financial Advisers Act Cap. 100 of Singapore. In respect of any matters arising from, or in connection with, the distribution of this document in Singapore, please speak to your usual ANZ contact in Singapore.

**United Arab Emirates (UAE).** This document is distributed in the UAE or the Dubai International Financial Centre (**DIFC**) (as applicable) by ANZ. This document does not, and is not intended to constitute: (a) an offer of securities anywhere in the UAE; (b) the carrying on or engagement in banking, financial and/or investment consultation business in the UAE under the rules and regulations made by the Central Bank of the UAE, the Emirates Securities and Commodities Authority or the UAE Ministry of Economy; (c) an offer of securities within the meaning of the Dubai International Financial Centre Markets Law (DIFCML) No. 12 of 2004; and (d) a financial promotion, as defined under the DIFCML No. 1 of 200. ANZ DIFC Branch is regulated by the Dubai Financial Services Authority (**DFSA**). ANZ DIFC Branch is regulated by the Dubai Financial Services Authority (**DFSA**). The financial products or services described in this document are only available to persons who qualify as "Professional Clients" or "Market Counterparty" in accordance with the provisions of the DFSA rules.

**United Kingdom.** This document is distributed in the United Kingdom by Australia and New Zealand Banking Group Limited (**ANZ**) solely for the information of persons who would come within the Financial Conduct Authority (**FCA**) definition of "eligible counterparty" or "professional client". It is not intended for and must not be distributed to any person who would come within the FCA definition of "retail client". Nothing here excludes or restricts any duty or liability to a customer which ANZ may have under the UK Financial Services and Markets Act 2000 or under the regulatory system as defined in the Rules of the Prudential Regulation Authority (**PRA**) and the FCA. ANZ considers this document to constitute an Acceptable Minor Non-Monetary Benefits (**AMNMB**) under the relevant inducement rules of the FCA. ANZ is authorised in the United Kingdom by the PRA and is subject to regulation by the FCA and limited regulation by the PRA. Details about the extent of our regulation by the PRA are available from us on request.

**United States.** Except where this is a FX-related document, this document is distributed in the United States by ANZ Securities, Inc. (**ANZ SI**) which is a member of the Financial Regulatory Authority (**FINRA**) ([www.finra.org](http://www.finra.org)) and registered with the SEC. ANZSI's address is 277 Park Avenue, 31st Floor, New York, NY 10172, USA (Tel: +1 212 801 9160 Fax: +1 212 801 9163). ANZSI accepts responsibility for its content. Information on any securities referred to in this document may be obtained from ANZSI upon request. This document or material is intended for institutional use only – not retail. If you are an institutional customer wishing to effect transactions in any securities referred to in this document you must contact ANZSI, not its affiliates. ANZSI is authorised as a broker-dealer only for institutional customers, not for US Persons (as "US person" is defined in Regulation S under the US Securities Act of 1933, as amended) who are individuals. If you have registered to use our website or have otherwise received this document and are a US Person who is an individual: to avoid loss, you should cease to use our website by unsubscribing or should notify the sender and you should not act on the contents of this document in any way. Non-U.S. analysts may not be associated persons of ANZSI and therefore may not be subject to FINRA Rule 2242 restrictions on communications with the subject company, public appearances and trading securities held by the analysts. Where this is a FX-related document, it is distributed in the United States by ANZ's New York Branch, which is also located at 277 Park Avenue, 31st Floor, New York, NY 10172, USA (Tel: +1 212 801 916 0 Fax: +1 212 801 9163).

**Vietnam.** This document is distributed in Vietnam by ANZ or ANZ Bank (Vietnam) Limited, a subsidiary of ANZ.

This document has been prepared by ANZ Bank New Zealand Limited, Level 26, 23-29 Albert Street, Auckland 1010, New Zealand, Ph 64-9-357 4094, e-mail [nzeconomics@anz.com](mailto:nzeconomics@anz.com), <http://www.anz.co.nz>